




# Feed-Thru Modular Plugs and FT-45™ Tool

## Feed-Thru Instructions:



Remove 1-1/2 in. of jacket.




Slide cable into connector until fully seated. Verify wiring order.



Remove center spline (CAT6).



Place assembly into FT-45 tool. Squeeze handle closed.

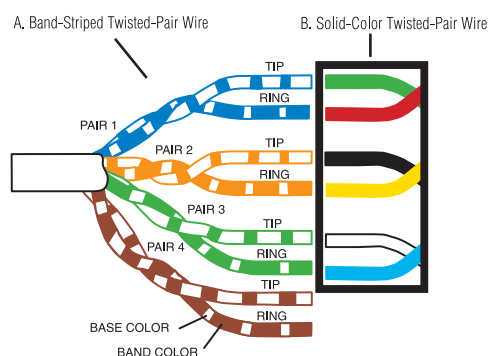
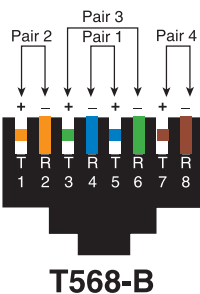
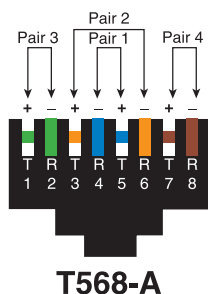
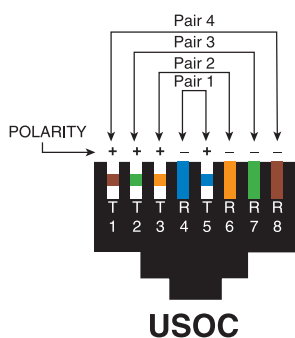


Untwist pairs to jacket base, and align in order. Trim ends flat.



**DONE**

For more information, visit [idealind.com](http://idealind.com)



## Ordering Information



CAT5e Feed-Thru RJ-45 Modular Plugs 50/Pack **85-371**  
 CAT5e Feed-Thru RJ-45 Modular Plugs 100/Bag **85-372**  
 CAT5e Feed-Thru RJ-45 Modular Plugs 100/Jar **85-372J**



CAT6 Feed-Thru RJ-45 Modular Plugs 50/Pack **85-376**  
 CAT6 Feed-Thru RJ-45 Modular Plugs 100/Bag **85-377**  
 CAT6 Feed-Thru RJ-45 Modular Plugs 100/Jar **85-377J**



CAT6A/6/5e Shielded Feed-Thru RJ-45 Modular Plugs 25/Pack **85-368**  
 CAT6A/6/5e Shielded Feed-Thru RJ-45 Modular Plugs 50/Pack **85-369**



CAT5e Shielded Feed-Thru RJ-45 Modular Plugs 25/Pack **85-365**



FT-45™ Feed-Thru Modular Plug Crimp Tool **30-495**  
 FT-45™ Replacement Blade **30-4951**



PrePro® UTP/Coax Cable Stripper **45-605**  
 PrePro® Replacement Coax/Grey Cable Cartridge **45-6051**  
 PrePro® Replacement UTP/Blue Cable Cartridge **45-6052**



**IDEAL INDUSTRIES (AUST) PTY. LIMITED**  
 17/35 Dunlop Road, Mulgrave, VIC 3170, Australia  
 +61 3 9562 0175 | [infoaus@idealindustries.com](mailto:infoaus@idealindustries.com)  
[www.idealind.com](http://www.idealind.com)

