



UF Splice

Underground Feeder (UF) Splice Kit

UF Cable Splice Kit is used to provide a reliable, yet simple method of connecting 600V rated UF cables ranging from 4 up to 8 AWG. Heavy wall, adhesive lined heat shrink tubing provides an effective, moisture proof seal that is suitable for submersible and direct burial splice applications.

Features and Benefits:

- Outer tubing sleeve provides excellent abrasion resistance
- Accommodates 14 - 8 AWG UF cables
- Heat activated seal ensures maximum protection against moisture ingress
- Quick and easy installation
- Rated for 600V

Complies with:

- UL 486D listed for direct burial applications

Typical Applications:


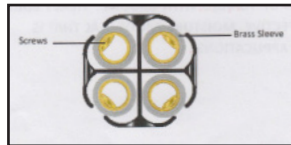
- Irrigation systems
- Splicing of underground feeder cables

UF Cable Range:


- 1413 without ground
- 1212 with ground minimum
- 813 without ground maximum
- 600V maximum; 105°C rating

Installation Instructions

1. Remove 1 in. of jacket from UF cable
2. Strip 5/8 in. of insulation from conductors
3. Clean cable surface and wipe dry.
4. Insert wires into the brass connector making sure that the wires are inserted an equal length into the brass sleeve so that the set screw can engage into the copper of each wire.
5. Slide the enclosed heat shrink tubing (8 in. long) over one end of the wire.



6. Tighten screws with maximum of 8 in. pounds of torque.
7. Slide the heat shrink tubing over the connection so that it is centered over the brass connector assembly.
8. Apply heat to the shrink tube with a torch or heat gun from the middle of the shrink tubing moving out to each end.
9. Apply heat until adhesive flows out on both ends of the tube.
10. Properly installed, shrink tube will be smooth conform to the cable.



Kit Contents:

- Heavy wall tubing
- Four (4) position barrel connector
- Instruction Sheet

IDEAL INDUSTRIES, INC.

Sycamore, IL 60178, U.S.A.
800-435-0705 Customer Assistance
www.idealind.com

ND 8566-1 Made in U.S.A. of US and global components.

