

**SAFETY, HEALTH & ENVIRONMENT**



**DANGER**  
**HIGH VOLTAGE**  
**ELECTRICITY**



0-120V DC-20A

0-30V DC-15A

0-120V AC-20A

MULTIPLE





## ***YOUR SAFETY IS OUR #1 CONCERN***

A leader in personal safety for professional electricians, IDEAL Safety, Health and Environment products comply with ASTM requirements and OSHA regulations. Every day we are protecting lives with the products we provide, from 1000 volt insulated tools to Lockout/Tagout equipment, Clamp Meters, S-Class® Fish Tapes, specialty connectors and more.

IDEAL continuously works on methods and equipment that provide the maximum in performance to assure your safety and health while delivering better environment solutions that leave a small footprint.

### **Training...essential in keeping you safe whatever the job.**

The proper use of materials and tools can mean the difference to your personal safety and health. IDEAL provides state-of-the-art training to give you the best methods and utilization of this equipment through hands-on demonstrations, peer discussions and on-site applications.

Training consists of several proven methods of:

- Lockout/Tagout Safety and Procedures
- Arc Flash Safety and 1000 volt Insulated Tools
- Test and Measurement Equipment and procedures

For more details on available training programs, please contact IDEAL customer service or your local IDEAL resource representative.





## TABLE OF CONTENTS



Lockout/Tagout Kits . . . . .	<b>1-3</b>
Lockout/Tagout Stations . . . . .	<b>4</b>
Lockout/Tagout Training Videos and Compliance Manual . . . . .	<b>4</b>
Circuit Breaker Lockout Devices . . . . .	<b>5-6</b>
Plug Lockouts . . . . .	<b>5, 6</b>
Circuit Breaker Lockout System . . . . .	<b>7</b>
Miscellaneous Lockout Devices . . . . .	<b>8</b>
Safety Padlocks, Labels and Signs . . . . .	<b>9</b>
Conduit Markers, Lockout Tags & Signs, Hasps . . . . .	<b>10</b>
Barricade and Underground Tapes, Safety Signs . . . . .	<b>11</b>
Compatibility Chart . . . . .	<b>12-18</b>
Insulated Tools and Kits . . . . .	<b>19-23</b>
Fuse Pullers . . . . .	<b>24</b>
Fish Tapes . . . . .	<b>24</b>
TightSight™ Clamp Meters . . . . .	<b>25</b>
700 Series 4-in-1 Tester . . . . .	<b>25</b>
Multimeters . . . . .	<b>25</b>
Circuit Analyzers . . . . .	<b>26</b>
Circuit Tracers . . . . .	<b>26</b>
Insulation Testers . . . . .	<b>26</b>
Solenoid Testers . . . . .	<b>26</b>
Vol-Con® Testers . . . . .	<b>27</b>
Split-Jaw™ Smart Meter . . . . .	<b>27</b>
GFCI Circuit Tester . . . . .	<b>27</b>
Circuit Breaker Finders . . . . .	<b>27</b>
Non-Contact Voltage Tester . . . . .	<b>28</b>
3 Phase/Motor Rotation Tester . . . . .	<b>28</b>
PowerPlug® Luminaire Disconnects . . . . .	<b>29</b>
SpliceLine® In-Line Wire Connectors . . . . .	<b>29</b>
WeatherProof™ and UnderGround™ Wire Connectors . . . . .	<b>30</b>
Mudbug® Utility Wire Connectors . . . . .	<b>31</b>
Twister® Al/Cu Wire Connectors . . . . .	<b>31</b>



## Basic Lockout/Tagout Kit



- A great selection of the most popular lockout/tagout devices
- Small nylon zipper pouch features belt loops and d-rings for easy attachment to belts, tool pouches, tool carts and more

Description		Cat. No.
Basic Lockout/Tagout Kit		<b>44-970</b>
<b>Kit 44-970 Includes:</b>	<b>Qty.</b>	<b>Cat. No.</b>
Hinged Single-Pole Breaker Lockouts	2	<b>44-810</b>
Universal 277V Breaker Lockout/Single Pole	1	<b>44-809</b>
480/600V Breaker Lockout	1	<b>44-807</b>
Wall Switch Lockout	1	<b>44-789</b>
3/4 in. Red Padlock	1	<b>44-906</b>
1 in. Safety Lockout Hasp	1	<b>44-800</b>
Lockout Tags – Do Not Operate (striped)	5	<b>44-849</b>
Universal Multi-Pole Breaker Lockout	1	<b>44-783</b>
110V Plug Lockout	1	<b>44-818</b>
Zipper Pouch	1	<b>IA-3240</b>

Quantities listed in kit description are for individual pieces, not carded packages.

## Starter Lockout/Tagout Kit



- A starter selection of the lockout/tagout devices every electrician/maintenance person needs
- Small nylon zipper pouch features belt loops and d-rings for easy attachment to belts, tool pouches, tool carts and more

Description		Cat. No.
Starter Lockout/Tagout Kit		<b>44-973</b>
<b>Kit 44-973 Includes:</b>	<b>Qty.</b>	<b>Cat. No.</b>
Universal 277V Breaker/Single-Pole Lockout	1	<b>44-809</b>
Universal Multi-Pole Lockout	1	<b>44-783</b>
3/4 in. Shackle Red Padlock	1	<b>44-906</b>
1 in. Safety Lockout Hasp	1	<b>44-800</b>
Lockout Tags – Do Not Operate (striped)	2	<b>44-849</b>
110V Plug Lockout	1	<b>44-818</b>
Zipper Pouch	1	<b>IA-3240</b>

Quantities listed in kit description are for individual pieces, not carded packages.

## Personal Lockout Pouch Kit

- Easy to carry, zippered pouch holds a worker's personal padlocks and other small devices



Description		Cat. No.
Personal Lockout Pouch Kit		<b>44-969</b>
<b>Kit 44-969 Includes:</b>	<b>Qty.</b>	<b>Cat. No.</b>
1 in. Safety Lockout Hasp	1	<b>44-800</b>
Lockout Tags	12	<b>44-833*</b>
Red Safety Padlocks - Keyed Alike	3	<b>44-916**</b>
Personal Lockout Pouch	1	—

\*Masterlock equivalent.

\*\*Keyed alike and master keyed padlocks can be special ordered by contacting IDEAL Customer Service.

## Standard Lockout/ Tagout Kit



- Excellent selection of lockout/tagout devices, tags and locks for maintenance workers or contractors
- Small nylon zipper pouch features belt loops and d-rings for easy attachment to belts, tool pouches, tool carts and more

Description		Cat. No.
Standard Lockout/Tagout Kit		<b>44-971</b>
<b>Kit 44-971 Includes:</b>	<b>Qty.</b>	<b>Cat. No.</b>
Hinged Single-Pole Breaker Lockouts	3	<b>44-810</b>
Universal 277V Breaker Lockouts/Single Pole	2	<b>44-809</b>
480/600V Breaker Lockout	1	<b>44-807</b>
Wall Switch Lockout	1	<b>44-789</b>
110V Small Plug Lockout	1	<b>44-818</b>
2 in. Shackle Red Padlocks	2	<b>44-907</b>
1 in. Safety Lockout Hasps	2	<b>44-800</b>
Lockout Tags – Do Not Operate	5	<b>44-848</b>
Lockout Tags – Do Not Operate (striped)	5	<b>44-849</b>
Cleat for 277V Breaker Lockout	1	<b>44-785</b>
Cleat for 480/600V Breaker Lockout	1	<b>44-786</b>
Universal Multi-Pole Breaker Lockouts	2	<b>44-783</b>
Zipper Pouch	1	<b>IA-3240</b>

Quantities listed in kit description are for individual pieces, not carded packages.

## Plant Facility Lockout/ Tagout Kit



- Ideal for plant facility personnel to keep all lockout/tagout devices in one convenient place
- Polypropylene plastic tool box resists oil and chemicals

Description		Cat. No.
Plant Facility Lockout/Tagout Kit		<b>44-972</b>
<b>Kit 44-972 Includes:</b>	<b>Qty.</b>	<b>Cat. No.</b>
Hinged Single-Pole Breaker Lockouts	5	<b>44-810</b>
Universal 277V Breaker/Single Pole Lockouts	3	<b>44-809</b>
480/600V Breaker Lockout	1	<b>44-807</b>
Wall Switch Lockouts	2	<b>44-789</b>
110V Plug Lockout	1	<b>44-818</b>
1 in. Safety Lockout Hasps	3	<b>44-800</b>
Red Labeled Lockout	1	<b>44-791</b>
220/550V Plug Lockout	1	<b>44-819</b>
Lockout Tags – Do Not Operate (striped)	10	<b>44-849</b>
Fuse Blockout	1	<b>44-815</b>
Fuse Blockout	1	<b>K-7349</b>
Gate Valve Lockout	1	<b>44-824</b>
Cleat for 277V Breaker Lockout	1	<b>44-785</b>
Cleat for 480/600V Breaker Lockout	1	<b>44-786</b>
Universal Multi-Pole Breaker Lockouts	3	<b>44-783</b>
Tool Box*	1	<b>IA-3241</b>

Quantities listed in kit description are for individual pieces, not carded packages.

\*Tool box color may vary.

## Industrial Lockout/ Tagout Kit



- An industrial selection of lockout/tagout devices
- Polypropylene plastic tool box resists oil and chemicals

Description		Cat. No.
Industrial Lockout/Tagout Kit		<b>44-974</b>
<b>Kit 44-974 Includes:</b>	<b>Qty.</b>	<b>Cat. No.</b>
Hinged Single-Pole Breaker Lockouts	3	<b>44-810</b>
Universal 277V Breaker/Single Pole Lockouts	2	<b>44-809</b>
480/600V Breaker Lockout	1	<b>44-807</b>
Wall Switch Lockout	1	<b>44-789</b>
110V Small Plug Lockout	1	<b>44-818</b>
Ball Valve Lockout	1	<b>44-820</b>
1 in. Safety Lockout Hasps	2	<b>44-800</b>
Red Labeled Lockout	1	<b>44-791</b>
220/550V Plug Lockout	1	<b>44-819</b>
Lockout Tags – Do Not Operate (striped)	10	<b>44-849</b>
Fuse Blockout	1	<b>44-815</b>
Fuse Blockout	1	<b>K-7349</b>
Gate Valve Lockout	1	<b>44-824</b>
Cleat for 277V Breaker Lockout	1	<b>44-785</b>
Cleat for 480/600V Breaker Lockout	1	<b>44-786</b>
Red Lockout Padlocks	4	<b>44-916</b>
Universal Multi-Pole Breaker Lockouts	2	<b>44-783</b>
Tool Box*	1	<b>IA-3241</b>

Quantities listed in kit description are for individual pieces, not carded packages.

\*Tool Box color may vary.

## Job Site Lockout/ Tagout Kit



- Perfect kit for an individual worker; keyed-alike padlocks for added worker convenience are available upon request
- Excellent selection of lockout/tagout devices, tags and keyed-alike padlocks for most applications

Description		Cat. No.
Job Site Lockout/Tagout Kit		<b>44-979</b>
<b>Kit 44-979 Includes:</b>	<b>Qty.</b>	<b>Cat. No.</b>
Circuit Breaker Lockouts - tall and wide toggles	2	<b>44-956</b>
Circuit Breaker Lockouts - standard single and double toggles	3	<b>44-957</b>
Circuit Breaker Lockout Padlock	1	—
Red Lockout Padlocks	3	<b>44-916**</b>
1 in. Safety Lockout Hasp	1	<b>44-800</b>
Red Labeled Lockout	1	<b>44-791*</b>
Universal Wall Switch Lockout	1	<b>44-772</b>
Lockout Tags - Do Not Operate (striped)	12	<b>44-833*</b>
Tool Box	1	<b>IA-3241*</b>

\*Masterlock equivalent.

\*\*Reference part number is keyed-different, keyed-alike and master-keyed products can be special ordered by contacting IDEAL Customer Service.

## Group Lock Box



- Helps ensure maximum security for complex work team situations
- Allows up to 13 individuals to personally lock the closed box
- Heavy-duty steel construction resists unauthorized entry and job-site abuse
- Compact 8-3/4 in. x 3-1/2 in. x 6 in. design

Description	Cat. No.
Group Lock Box	<b>44-804</b>

## Lock Stations



44-778



44-806

- Resilient polycarbonate material provides twice the heat resistance and quadruple the impact strength of typical stations
- Lockable cover prevents loss of valuable safety products and innovative hinge holds cover open for easy product selection

Description	Cat. No.
Four-Lock Station Kit includes Board, four red Safety Padlocks (44-916), 12 Heavy-Duty Lockout Tags and two 1 in. Safety Lockout Hasps (44-800)	44-778
Ten-Lock Station Kit includes Board, ten red Safety Padlocks (44-916), 24 Heavy-Duty Lockout Tags and two 1 in. Safety Lockout Hasps (44-800)	44-806

## Lockout/Tagout Training Program

IDEAL offers a comprehensive training program entitled *"The Control of Hazardous Energy."* This program complies with OSHA 1910.147, which applies to the control of energy during servicing and/or maintenance of machines and equipment. This training program is only offered through your IDEAL Sales Representative. Contact them today!



Seminars include:

- Discussions of key lockout/tagout concepts
- Demonstration of lockout/tagout devices as well as other safety-related products
- 15 minute lockout/tagout training video

**OSHA-compliant Lockout/Tagout Training is ONLY available from IDEAL through your local Sales Representative.**



*Scan for preview of our updated video!*

## Industrial Lockout/Tagout Station



- Large Lockout/Tagout Station can be wall mounted or easily transported
- All metal, lockable cabinets come with two adjustable shelves (extra shelves available)
- Lockout safety tips are conveniently located inside of door for frequent reminders of proper lockout procedures

Description		Cat. No.
Industrial Lockout/Tagout Station – 16 in. H x 14 in. W x 6 in. D		44-975
<b>Kit 44-975 Includes:</b>	<b>Qty.</b>	<b>Cat. No.</b>
Hinged Single-Pole Breaker Lockouts	2	44-810
Universal Single-Pole Breaker Lockouts	2	44-809
Cleat for Universal Single-Pole Lockouts	2	44-785
Universal Multi-Pole Breaker Lockouts	2	44-783
480/600V Breaker Lockout	1	44-807
Cleat for 480/600V Breaker Lockout	1	44-786
Wall Switch Lockout	1	44-789
1 in. Safety Lockout Hasps	3	44-800
Red Safety Padlocks	4	44-916
100V Small Plug Lockout	1	44-818
220/550V Plug Lockout	1	44-819
Lockout Tags – Do Not Operate	10	44-849
Gate Valve Lockout - 1 in. to 2-1/2 in.	1	44-824
Gate Valve Lockout - 2-1/2 in. to 5 in.	1	44-825
Ball Valve Lockout	1	44-820
Pneumatic Lockout	1	44-774
Cabinet	1	IA-4989

## Multi-Pole Breaker Lockout

- Works with most major multi-pole breakers with tie-bar type switches including GE, ITE Sylvania, Challenger, Bryant, Westinghouse, Square D (2/3 poles) and General Switch Co.
- Easy to install – thumbscrew secures and locks tie bar in place; no cable ties or tools required
- Please see breaker guide for your application (pg. 12)



Description	Qty.	Cat. No.
Multi-Pole Breaker Lockout	1	44-783

## Oversized Circuit Breaker Lockout System

- Unique Lockout system for oversized 480/600V Circuit Breakers
- System can be permanently installed into an electrical panel putting all lockout items at the point of need
- Easy installation of adhesive mounting rails – no tools required
- Pegs in mounting rails mate with holes in locking arms for security of arm when lock is in place
- Red arms lock off, green arms lock on



Description	Qty.	Cat. No.
Oversized Circuit Breaker System – 480-600 Volt	1	44-822

## 480/600V Single/Multi-Pole Breaker Lockouts

- Use thumbscrew to clamp lockout securely on to switch tongue, then pull cover over thumbscrew and lock in place to prevent clamp from being loosened
- Blade design provides tighter grip with less torque on thumbscrew
- Please see breaker guide for your application (pg. 12)

Description	Qty.	Cat. No.
480/600V Single/Multi-Pole Lockout	1	44-807
480/600V Single/Multi-Pole Lockouts	50	44-1807
Cleat for 480/600V Single/Multi-Pole Lockout	2	44-786

## Large Breaker Lockout

- Designed to lockout large 480/600V breaker switches up to 2-1/2 in. wide and 7/8 in. thick
- Easy to install – no tools required
- Please see breaker guide for your application (pg. 12)



Description	Qty.	Cat. No.
Large Breaker Lockout	1	44-823

## Electric Plug Lockout

- Slides over cord prongs and locks in place to prevent cord from being plugged into an outlet
- Cannot be removed without key
- Works on any 2- or 3-prong plug





Description	Cat. No.
Electric Plug Lockout	44-782



## Universal 120/277V Breaker Lockouts

- Use thumbscrew to clamp lockout securely on to switch tongue, then pull cover over thumbscrew and lock in place to prevent clamp from being loosened
- New blade design provides tighter grip with less torque on thumbscrew
- Please see breaker guide for your application (pg. 12)



Description	Qty.	Cat. No.
Single-Breaker Lockouts 	3	<b>44-809</b>
Cleat for Single-Pole Breaker Lockouts 	3	<b>44-785</b>
Single-Pole Breaker Lockouts	50	<b>44-1809</b>

## Circuit Breaker Lockouts

- Attaches securely to breaker with simple thumb turn and clamping handle
- 44-956 is designed for breakers with wide or tall toggles
- 44-957 fits standard height and tie-bar toggles
- The narrow profile permits side-by-side breaker lockout




Description	Cat. No.
Circuit Breaker Lockout, wide & tall toggles 	<b>44-956</b>
Circuit Breaker Lockout, standard toggles 	<b>44-957</b>

## Hinged Single-Pole Breaker Lockouts


- Hinged single-pole lockout with locking post design, locks lever in off position to isolate and prevent breaker use
- Ideal for applications where panel closure is preferred
- Please see breaker guide for your application (pg. 12)



Description	Qty.	Cat. No.
Hinged Single-Pole Breaker Lockouts 	3	<b>44-810</b>
Hinged Single-Pole Breaker Lockouts	100	<b>44-1810</b>

## Plug Lockouts

- Accommodates a variety of electrical plug and cord sizes to prevent accidental connection or disconnection
- Durable plastic body resists wear, chemicals and jobsite abuse
- Accommodates cable ties or padlocks (with up to 3/8 in. shackles)



Description	Size	Cat. No.
Plug Lockouts - 100V	2 in. x 2 in. x 3-1/2 in.	<b>44-818</b>
Plug Lockouts - 220/550V	3-1/4 in. x 3-1/4 in. x 7 in.	<b>44-819</b>

## Plug Lockouts

- Plug lockout, 44-792 works with high and low voltage plugs up to 3 in. in diameter and 5-1/2 in. in length, up to 1-1/4 in. cord diameter
- Plug lockout, 44-793 works with 110V/220V plugs up to 1-3/4 in. in diameter and 2-1/2 in. in length, up to a 1/2 in. cord diameter



Description	Cat. No.
Plug Lockout - up to 3 in. diameter	<b>44-792</b>
Plug Lockout - 110V/220V	<b>44-793</b>

# Circuit Breaker Lockout System

- Covers most 120V - 277V breakers!
- Works on wide range of breakers, including single- and multi-pole configurations
- Makes use of unique lock rail system, providing the following benefits:
  - Allows panel door to be closed even when lockouts are in place
  - Accommodates multiple locks, facilitating group lockout activity without hasps
  - Keeps weight off the breakers, protecting delicate electrical components from damage
  - Positions locks and tags outside the panel, making sure lockout activity is clearly visible to anyone in the area

## Technical Information

- Lockout devices constructed of high-impact Isoplast polymers
- Cables are 2 ft. in length
- Lock rails made of durable isoplast polymers with acrylic adhesive backing

## Snap-on

For use on Square D NQO and other breakers that have a hole in the switch tongue. Just align pins with hole and snap closed. Pins prevent switch from being thrown.



## Clamp-on

For use on breakers that do not have a hole in the switch tongue, including multiple breakers with tie bars. Turn thumb-screw to clamp lockout securely onto switch, then snap the cover closed to prevent thumbwheel from being loosened.



## How the System Works



1. Peel liner off bottom of the lock rail, exposing super-bond adhesive. Permanently affix to any location on the panel. No drilling required.



2. Attach the lockout device to the breaker and snap into locked position.



3. Pass plastic key through lock rail and attach lock, preventing key from sliding down cable and opening lockout device.



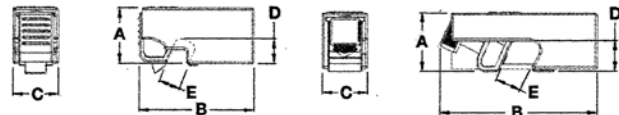
4. For group lockouts, run key through multiple loops in lock rail and apply locks. No hasps required!



5. Lockout device is unlocked by inserting and turning the red plastic key.



Perfect when locking out adjacent breaker lockouts.



Description	Outer Dimensions (In.)			Switch Clearance (In.)	
	A	B	C	D	E
Snap-on	0.90	1.88	0.74	0.40	0.35
Clamp-on	0.95	2.56	0.74	0.35	0.42


Description	Qty.	Cat. No.
Snap-on lockout for Square D NQO and other breakers with a hole in the switch tongue	1	44-768
Clamp-on lockout for breakers without hole in the switch tongue, including multi-pole breakers with tie bars	1	44-764
4 in. Lock Rail with seven lock loops	1	44-769

*Please see breaker guide for your application (pg. 12)*

## Wall Switch Lockouts

- Our patent pending universal Wall Switch Lockout locks out both toggle and wall switches
- Universal design assures switch is locked on or off. Hinges open for unobstructed normal switch operation
- Standard wall switch lockout fits most wall-mounted single or three-way electrical switches



Description	Qty.	Cat. No.
Universal Wall Switch 	1	44-772
Standard Wall Switch (not shown)	1	44-789

## Adjustable Cable Lockout

- Infinitely adjustable safety hasp and cable
- Ideal for multiple circuit breaker panels and side-by-side gate valve lockouts
- Feed the cable end through the points to be locked out, then back through the lockout body. Cinch it tight to remove any slack with the patented locking feature.
- Tough, flexible multi-stranded 6 ft. 1/4 in. dia. steel cable is insulated with a clear vinyl coating
- Tough, lightweight, dielectric thermoplastic body withstands chemicals; performs effectively in extreme conditions
- Up to four workers can apply their personal safety locks
- Complete with high-visibility, re-usable, write-on safety labels (English, French & Spanish). Identify the responsible person, then erase for the next job.



Description	Cat. No.
Adjustable Cable Lockout 	44-808

## Gate Valve Lockouts

- Unique patent pending rotating design allows for easier installation in confined space applications
- Each size rotates into itself and nests within the next larger size to save space in storage
- Up to four workers can apply their personal safety locks
- Complete with high-visibility permanent safety labels (English, French & Spanish) that can be written on to identify the responsible person, then erased for the next job
- Tough, lightweight, dielectric thermoplastic bodies withstand chemicals and perform effectively in extreme conditions, temperature range: -50°F (-46°C) to +350°F (177°C)



Valve Size	Qty.	Cat. No.
1 in. to 3 in. 	1	44-824
2 in. to 5 in.	1	44-825
Set of five sizes (1 in. to 13 in.)	1	44-817

## Cable Lockout


- 44-829 Unique hasp lockout device accepts up to six 9/32 in. padlocks and comes with a 6 ft. plastic-coated steel cable



Description	Cat. No.
Cable Lockout, 6 ft. cable	44-829

## Ball Valve Lockout Devices

- Best available method for locking out ball valves
- Patented design fits most major brand ball valves
- Designed to lock in off position only
- Complies with OSHA lockout standard



Valve Size	Max. Shackle Length	Material	Cat. No.
1/2 to 1-1/4 in.	—	Polypropylene	44-846
1-1/4 to 3	—	Polypropylene	44-847
1/4 to 1 (not shown)	9/32 in.	Nylon	44-820
1-1/4 to 3 (not shown)	9/32 in.	Heavy Steel	44-821

## Steel Padlocks

- Rustproofed, steel case with nickel-plated shackle withstands abuse and environmental hazards
- Includes two keys
- 1-1/2 in. wide lock with 9/32 in. shackle diameter
- Keyed-alike and Master-Keyed locks available by special order



Bumper Color	3/4 In. Shackle Clearance Cat. No.	2 In. Shackle Clearance Cat. No.
Blue	44-900	44-901
Red	44-906	44-907

## Lock Labels

- Easy identification of employees' locks
- Write-on, vinyl labels with peel-off adhesive backing
- Polyester over laminate protects label



Description	Qty.	Cat. No.
Lock Labels	8 labels	44-898

## Safety Lockout Padlocks w/Key Retention

- Dedicated safety lockout device reduces confusion with other locks
- Complies with OSHA's "1-key, 1-lock"
- Non-conductive, lightweight body
- Key retention ensures keys do not get lost while not in use and that padlocks are not left untouched
- 1-1/2 in. shackle clearance
- 1-1/2 in. wide lock with 1/4 in. shackle
- Four colors for easy identification
- Keyed-alike, Master-Keyed, 2nd key, additional colors and engraving available by special order

Bumper Color	Cat. No.
Blue	44-912
Black	44-914
Red	44-916
Yellow	44-918



## Flash Protection Labels and Signs

### National Electric Code 110.16 Flash Protection:

**Switchboards, panel boards, industrial control panels and motor control centers**, in other than dwelling occupancies, that are likely to require examination, adjustment, servicing or maintenance while energized, shall be field marked to warn qualified persons of potential electric arc flash hazards. The marking shall be located so as to be clearly visible to qualified persons before examination, adjustment, servicing or maintenance of the equipment.

Description	Type	Size	Qty./Bag	Cat. No.
NEC Arc Flash, Warning 	Self-Sticking Polyester	3-1/2 in. x 5 in.	5	44-892
			100	44-892BK
NEC Arc Flash, Danger 	Self-Sticking Polyester	5 in. x 7 in.	5	44-893
			5	44-894
NEC Arc Flash, Warning 	Self-Sticking Polyester	4 in. x 6 in.	5	44-895
NEC Arc Flash, Warning 	Self-Sticking Polyester	7 in. x 10 in.	1	44-896

## Python™ Adjustable Locking Cables

Python™ Adjustable Locking Cable secures anything within its grasp. The only locking cable that is right length for your application. This patented product holds flexible steel cable tight at any position



- Infinite Locking Positions – Patented lock holds cable tight from 1 ft. (30cm) to 6 ft. (1.8m)
- Application Flexibility – Interchangeable cables
- Keyed Alike Convenience – Rekeyable cylinder
- Cut Resistant – 3/8 in. (10mm), 100% steel braided cable
- Weather Tough – Rust resistant aluminum lock body
- Scratch Resistant – Vinyl cable sleeve and lock body bumper

Other Applications: Bikes, lawn furniture, lawn mowers, job sites, canoes, boats, skis, snowboards, generators, pickup truck cargo, spare tire locks and much more.

Description	Cat. No.
Master Lock Python™ Kit with 6 ft. Cable-keyed different	44-990
Master Lock Python™ Kit with 6 ft. Cable-keyed alike*	44-991
12 ft. (3.7m) x 3/8 in. (10mm) Cable for Python™ Lock*	44-992

\*Special order through Customer Service.

## Heavy-Duty Lockout Tags

- High-visibility lettering
- Laminated plastic tags have non-fade legends, resist corrosive and harsh environmental conditions grommet
- Vinyl tags are silk screened with a 7/8 in. metal grommet; fastener included
- Exceeds OSHA's 50-lb. pullout requirement
- Matte finish for easy writing surface

Legend	Type	Qty.	Cat. No.
Do Not Operate	Heavy-Duty Laminated	5/card	<b>44-830</b>
	Heavy-Duty Laminated	100/box	<b>44-1830</b>
	Economy Vinyl	25/bag	<b>44-848</b>
Do Not Operate - Electricians at Work	Heavy-Duty Laminated	5/card	<b>44-832</b>
	Economy Vinyl	25/bag	<b>44-843</b>
Do Not Operate - (red striped background)	Heavy-Duty Laminated	5/card	<b>44-833</b>
	Heavy-Duty Laminated	100/box	<b>44-1833</b>
	Economy Vinyl	25/bag	<b>44-849</b>

## Bilingual Lockout Tags

- Spanish/English tags provide extra safety and information in bilingual situations
- High-visibility lettering
- Laminated vinyl tags with non-fade legends resist corrosive and harsh environmental conditions
- Write-on tag with 7/8 in. grommet can be padlocked to device to help prevent unauthorized removal

Legend	Qty.	Cat. No.
Do Not Operate (striped)	5	<b>44-841</b>

## Voltage & Conduit Markers

- Identify junction boxes, switches, circuit breakers, raceways, pipe and fuse boxes
- Non-conductive for user safety
- High-adhesion properties with easy removability
- Vinyl-impregnated cloth construction for long-lasting durability
- Resist abrasion, moisture, dirt and oil
- Non-smear, black legend on bright orange background for high visibility



**Large:**  
2-1/4 in. x 9 in. each w/1-3/4 in. type



**Medium:**  
1-1/8 in. x 4-1/2 in. each w/3/4 in. type



**Small:**  
2-1/4 in. x 1/2 in. each w/5/16 in. type

## Safety Lockout Hasps

- Allow up to six workers to lock out a single energy source
- Rustproofed, plated and vinyl-coated
- Labeled hasps feature anodized aluminum alloy construction for long-term durability
- Permanent "Do Not Operate" labels accept pens, pencils and permanent markers

### Safety Lockout Hasps

Jaw Diameter	Qty.	Cat. No.
1 in.	3	<b>44-800</b>
1-1/2 in.	2	<b>44-801</b>

### Labeled Safety Lockout Hasps

Legend	Color	Qty.	Cat. No.
Do Not Operate	Blue	1	<b>44-790</b>
	Red	1	<b>44-791</b>
	Red	50	<b>44-1791</b>

## Lockout Signs

- Resistant to both chemicals and abrasion – protected graphics for indoor and outdoor use

Legend	Material	Size (In.)	Cat. No.
OSHA Regulation 36 in. clearance	Self-sticking polyester	3-1/2 x 10	<b>44-877</b>
OSHA Regulation (Bilingual) 36 in. clearance	Self-sticking polyester	7 x 10	<b>44-878</b>
Danger - Breakers Locked Out	Magnetic	5 x 7	<b>44-890</b>

Legend	Large Cat. No. 1/card	Medium Cat. No. 4/card	Small Cat. No. 18/card
120/280V	<b>44-295</b>	<b>44-296</b>	—
277/480V	<b>44-298</b>	<b>44-299</b>	—
120V	—	<b>44-353</b>	—
208V	—	<b>44-355</b>	—
240V	—	<b>44-358</b>	—
277V	—	—	<b>44-410</b>
480V	<b>44-314</b>	<b>44-364</b>	—
DANGER	<b>44-289</b>	—	—
HIGH VOLTAGE	<b>44-292</b>	—	—

### Specifications:

Temperature Range: -40°F to 180°F (-40°C to 82°C)  
Adhesion: 45 oz./in. width ultimate

## Safety Signs

- Resistant to both chemicals & abrasion – protected graphics for indoor & outdoor use



Legend	Material	Size (In.)	Cat. No.
Danger – High Voltage	Fiberglass	10 x 14	<b>44-862</b>
Danger – High Voltage	Self-Sticking Polyester	7 x 10	<b>44-863</b>
Danger – High Voltage – Keep Out	Fiberglass	10 x 14	<b>44-880</b>
Danger – High Voltage – Keep Out	Self-Sticking Polyester	7 x 10	<b>44-881</b>
Danger – High Voltage – Spanish	Self-Sticking Polyester	7 x 10	<b>44-865</b>

## Non-Detectable Underground Tapes

- For protection, location and identification of underground utility installations
- Formulated to resist degradation from acid and alkali found in soils
- Lead-free pigments and organic lead-free ink



Property	Method	Value	
Thickness	ASTMD2103	4.0 Mils	
Elongation	ASTMD882-75B	500%	
Composition	IDEAL Specs.	LDPE	
Tensile Strength	ASTMD882	2,750 PSI	
<b>Recommended Burial Depth</b>			
3 in. Tape – 4 in. to 6 in.			
6 in. Tape – less than 12 in.			
Legend	Color	Size	Cat. No.
Caution Buried Electric Line Below	Red	3 in. x 1,000 ft.	<b>42-101</b>
	Yellow	3 in. x 1,000 ft.	<b>42-102</b>
Caution Buried Telephone Line Below	Orange	3 in. x 1,000 ft.	<b>42-103</b>
Caution Buried Fiber Optic Line Below	Orange	3 in x 1,000 ft.	<b>42-104</b>
Caution Buried Electric Line Below	Red	6 in. x 1,000 ft.	<b>42-151</b>
	Yellow	6 in. x 1,000 ft.	<b>42-152</b>

## Detectable Underground Tapes

- Solid aluminum foil core tapes for protection, location and identification of underground utility installations
- Meets or exceeds industry standards including the American Public Works Association (APWA) color code
- Formulated to resist degradation from acid and alkali found in soils
- Lead-free pigments and organic lead-free ink

**42-251**



Property	Method	Value	
Thickness	ASTMD2103	5.0 Mils	
Elongation	ASTMD882-75B	80%	
Composition	IDEAL Specs.	Bottom Layer PE Top layer PET Foil industry standard	
Tensile Strength	ASTMD882	35 lbs./in. (15,000 PSI)	
Legend	Color	Size	Cat. No.
Caution Buried Electric Line Below	Red	3 in. x 1,000 ft.	<b>42-201</b>
		6 in. x 1,000 ft.	<b>42-251</b>
Caution Buried Fiber Optic Line Below	Orange	6 in. x 1,000 ft.	<b>42-252</b>

## Barricade Tapes

- High-visibility safety yellow or red polyethylene construction with bold black letters
- Meets OSHA specifications Section 1010.144 for marking physical hazards

**42-052**

**42-001**



Property	Method	Value		
Elongation	ASTMD882-75B	≥ 400%		
Composition	IDEAL Specs.	LDPE		
Tensile Strength	ASTMD882	2,350 PSI TD 1,893 PSI MD		
Legend	Color	Size	Thickness	Cat. No.
Caution	Yellow	3 in. x 1,000 ft.	4.0 Mils	<b>42-001</b>
Caution Do Not Enter	Yellow		4.0 Mils	<b>42-002</b>
Caution High Voltage	Yellow		4.0 Mils	<b>42-003</b>
Danger	Red		4.0 Mils	<b>42-051</b>
Danger High Voltage Keep Out	Red		4.0 Mils	<b>42-052</b>
Danger	Red		2.0 Mils	<b>42-015</b>
Legend	Color	Size	Thickness	Cat. No.
Caution	Yellow	3 in. x 1,000 ft.	2.0 Mils	<b>42-011</b>
Caution Do Not Enter	Yellow		2.0 Mils	<b>42-012</b>
Danger	Red		2.0 Mils	<b>42-015</b>

# Circuit Breaker Lockout Compatibility Chart

IDEAL												
Standard Breaker Lockouts										EZ Panel Loc™		
Mfg.	Breaker Classification	Breaker Type	# of Poles	1-Pole Snap-On (w/hole) 44-810	120/277V Clamp On (no hole) 44-809	Cleat for #65396 44-785	480/600V Clamp On (no hole) 44-807	Cleat for #65397 44-786	Oversize 480/660V 44-823	Multi-pole w/tie bar 44-783	Snap On (SQD QD) 44-768	Clamp On (universal) 44-764
Airpax		Airpax	1									
American Switch		C	1									
Bryant		BR	1									
Challenger		C	1									
Challenger	Type C	C	2-3									
Challenger	Same as W DK	CDK										
Challenger		LM	1									
Challenger		NEJ	1-2									
Crouse Hinds		MP	2									
Cutler Hammer		BA	1									
Cutler Hammer		CH	2-3									
Cutler Hammer		CH2	4									
Cutler Hammer		CHB	3									
Cutler Hammer	Quicktag	BAB	1									
Cutler Hammer	Quicktag	BAB	2-3									
Cutler Hammer	BR	BD	1									
Cutler Hammer	BR	BR	1									
Cutler Hammer	BR	BR	2-3									
Cutler Hammer	BR	BRH	1									
Cutler Hammer	BR	BRH	2-3									
Cutler Hammer	BR	BRHH	2									
Cutler Hammer	CH	CH	1									
Cutler Hammer	CH	CH	2-3									
Cutler Hammer	CH	CH2	4									
Cutler Hammer	CH	CHB	1									
Cutler Hammer	CH	CHB	2-3									
Cutler Hammer	K-Frame	CHKD	2-3									
Cutler Hammer	L-Frame	CHLD	2-4									
Cutler Hammer	M-Frame	CHMDL	2-3									
Cutler Hammer	N-Frame	CHND	2-4									
Cutler Hammer	CH	CHP	1									
Cutler Hammer	CH	CHP	2-3									
Cutler Hammer	CH	CHQ	1									
Cutler Hammer	CH	CHQ	2									
Cutler Hammer	CH	CHSW	2-3									
Cutler Hammer	K-Frame	CKD	2-3									
Cutler Hammer	CL	CL	1									
Cutler Hammer	CL	CL	2									
Cutler Hammer	L-Frame	CLD	2-4									
Cutler Hammer	CL	CLR	1-2									
Cutler Hammer	M-Frame	CMDL	2-3									
Cutler Hammer	N-Frame	CND	2-4									
Cutler Hammer	N-Frame	CNDC	2-4									
Cutler Hammer	CH	CSR	1									
Cutler Hammer	K-Frame	DK	2-3									
Cutler Hammer	E125-Frame	E125B										
Cutler Hammer	E125-Frame	E125E										
Cutler Hammer	E125-Frame	E125H										
Cutler Hammer	E125-Frame	E125S										
Cutler Hammer	F-Frame	ED	2-4									
Cutler Hammer	F-Frame	EDC	2-4									
Cutler Hammer	F-Frame	EDH	2-4									
Cutler Hammer	E125-Frame	EFH	1-4									
Cutler Hammer	E125-Frame	EGB	1-4									
Cutler Hammer	E125-Frame	EGE	1-4									
Cutler Hammer	E125-Frame	EGS	1-4									
Cutler Hammer		EHC										
Cutler Hammer	F-Frame	EHD	1-4									
Cutler Hammer	Tri Pac Cur. Lim	FB	2-3									
Cutler Hammer		FC										
Cutler Hammer	F-Frame	FD	1-4									
Cutler Hammer	F-Frame	FDB	2-4									
Cutler Hammer	F-Frame	FDC	2-4									
Cutler Hammer	F-Frame	FS	2-3									
Cutler Hammer	G-Frame	GB	1-3									
Cutler Hammer	G-Frame	GC	1-3									
Cutler Hammer	Tri Pac Cur. Lim	FB	2-3									
Cutler Hammer		FC										
Cutler Hammer	F-Frame	FD	1-4									
Cutler Hammer	F-Frame	FDB	2-4									
Cutler Hammer	F-Frame	FDC	2-4									
Cutler Hammer	F-Frame	FS	2-3									
Cutler Hammer	G-Frame	GB	1-3									
Cutler Hammer	G-Frame	GC	1-3									
Cutler Hammer	G-Frame	GD	1-3									

# Circuit Breaker Lockout Compatibility Chart

IDEAL												
Standard Breaker Lockouts												
Mfg.	Breaker Classification	Breaker Type	# of Poles	Standard Breaker Lockouts							EZ Panel Loc™	
				1-Pole Snap-On (w/hole) 44-810	120/277V Clamp On (no hole) 44-809	Cleat for #65396 44-785	480/600V Clamp On (no hole) 44-807	Cleat for #65397 44-786	Oversize 480/660V 44-823	Multi-pole w/tie bar 44-783	Snap On (SQD QO) 44-768	Clamp On (universal) 44-764
Cutler Hammer	G-Frame	GHB	1-3									
Cutler Hammer	G-Frame	GHBGFEP	1									
Cutler Hammer	G-Frame	GHC	1-3									
Cutler Hammer	G-Frame	GHCGFEP	1									
Cutler Hammer	Quicklag	HBAW	1									
Cutler Hammer	Quicklag	HBAW	2-3									
Cutler Hammer	Quicklag	HBAX	1									
Cutler Hammer	Quicklag	HBAX	2-3									
Cutler Hammer		HFD	1-4									
Cutler Hammer	G-Frame	HGHB	1									
Cutler Hammer	G-Frame	HGHC	1									
Cutler Hammer		HJD	2-4									
Cutler Hammer	K-Frame	HKD	2-4									
Cutler Hammer	L-Frame	HLD	2-4									
Cutler Hammer	L-Frame	HMCP	3									
Cutler Hammer	J-Frame	HMCP	3									
Cutler Hammer	K-Frame	HMCP	3									
Cutler Hammer	L-Frame	HMCP	3									
Cutler Hammer	F-Frame	HMCP	3-4									
Cutler Hammer	M-Frame	HMDL	2-3									
Cutler Hammer	M-Frame	HMDLB	2-3									
Cutler Hammer	N-Frame	HND	2-4									
Cutler Hammer	Quicklag Type P	HQP	1									
Cutler Hammer	Quicklag Type P	HQP	2									
Cutler Hammer	J-Frame	JD	2-4									
Cutler Hammer	J-Frame	JDB	2-3									
Cutler Hammer	J-Frame	JDC	2-4									
Cutler Hammer	K-Frame	KD	2-4									
Cutler Hammer	K-Frame	KDB	2-4									
Cutler Hammer	K-Frame	KDC	2-4									
Cutler Hammer	Tri Pac Cur. Lim	LA	2-3									
Cutler Hammer	L-Frame	LD	2-4									
Cutler Hammer	L-Frame	LDB	2-3									
Cutler Hammer	L-Frame	LDC	2-4									
Cutler Hammer		LH	3									
Cutler Hammer		LHB	3									
Cutler Hammer	Type CC	LJ										
Cutler Hammer		MA	2-3									
Cutler Hammer		MC	2-3									
Cutler Hammer	M-Frame	MD	2-3									
Cutler Hammer	M-Frame	MDL	2-3									
Cutler Hammer	M-Frame	MDS	2-3									
Cutler Hammer	Tri Pac Cur. Lim	NB	2-3									
Cutler Hammer	N-Frame	ND	2-4									
Cutler Hammer	N-Frame	NDC	2-4									
Cutler Hammer	N-Frame	OPTIM	3									
Cutler Hammer	Tri Pac Cur. Lim	PB	2-3									
Cutler Hammer	Quicklag	QBGF	1									
Cutler Hammer	Quicklag	QBGF	2									
Cutler Hammer	Quicklag	QBGFEP	1									
Cutler Hammer	Quicklag	QBGFEP	2									
Cutler Hammer	Quicklag	QBHGF	1									
Cutler Hammer	Quicklag	QBHGFEP	1									
Cutler Hammer	Quicklag	QBHW	1									
Cutler Hammer	Quicklag	QBHW	2-3									
Cutler Hammer	Quicklag Type P	QC	1									
Cutler Hammer	Quicklag Type P	QC	2-3									
Cutler Hammer	Quicklag Type P	QCD	1									
Cutler Hammer	Quicklag Type P	QCD	2-3									
Cutler Hammer	Quicklag	QCGF	1									
Cutler Hammer	Quicklag	QCGFEP	1									
Cutler Hammer	Quicklag	QCHGF	1									
Cutler Hammer	Quicklag	QCHGFEP	1									
Cutler Hammer	Quicklag	QCHW	1									
Cutler Hammer	Quicklag	QCHW	2-3									
Cutler Hammer	Quicklag	QHCW	1									
Cutler Hammer	Quicklag	QHCW	2-3									
Cutler Hammer	Quicklag	QHCX	1									
Cutler Hammer	Quicklag	QHCX	2-3									
Cutler Hammer	Quicklag	QHPW	1									
Cutler Hammer	Quicklag	QHPW	2-3									
Cutler Hammer	Quicklag	QHPX	1									



# Circuit Breaker Lockout Compatibility Chart

				IDEAL							EZ Panel Loc™	
				Standard Breaker Lockouts								
Mfg.	Breaker Classification	Breaker Type	# of Poles	1-Pole Snap-On (w/hole) 44-810	120/277V Clamp On (no hole) 44-809	Cleat for #65396 44-785	480/600V Clamp On (no hole) 44-807	Cleat for #65397 44-786	Oversize 480/660V 44-823	Multi-pole w/tie bar 44-783	Snap On (SQD QD) 44-768	Clamp On (universal) 44-764
Cutler Hammer	Quicklag	QHPX	2-3									
Cutler Hammer	Ground Fault	QPGF	1									
Cutler Hammer		QPGF	2									
Cutler Hammer	Ground Fault	QPGFEP	1									
Cutler Hammer		QPGFEP	2									
Cutler-Hammer	Ground Fault	QPHGF	1									
Cutler-Hammer	Ground Fault	QPHGFEP	1									
Cutler-Hammer	Quicklag	QPHW	1									
Cutler-Hammer	Quicklag	QPHW	2-3									
Fed. Pacific Elec.		BAB	1									
Fed. Pacific Elec.		NA-single	3									
Fed. Pacific Elec.		NA-tie bar	2									
Fed. Pacific Elec.		NB	1									
Fed. Pacific Elec.		NBH GFI	1									
Fed. Pacific Elec.		NE/NEF										
Fed. Pacific Elec.		NEJ										
Fed. Pacific Elec.		NFJ										
Fed. Pacific Elec.		NJL										
Fed. Pacific Elec.		NJL										
Fed. Pacific Elec.		NM										
Fed. Pacific Elec.		NP-single	1									
Frank Adams	FA Quicklag	P	1									
General Electric	Type C	HQC	3									
General Electric	SE150	SED	2-3									
General Electric	SE150	SEH	2-3									
General Electric	SE150	SEL	2-3									
General Electric	SE150	SEP	2-3									
General Electric	SF250	SFH	2-3									
General Electric	SF250	SFL	2-3									
General Electric	SF250	SFP	2-3									
General Electric	Tri Break	TB1										
General Electric	Tri Break	TB4										
General Electric	Tri Break	TB6										
General Electric	Tri Break	TB8										
General Electric	Mag Break	TBC4										
General Electric	Mag Break	TBC6										
General Electric	Mag Break	TBC8										
General Electric	E150	TE	1-3									
General Electric	E150	TEB	1-3									
General Electric	E150	TED	1-3									
General Electric		TEF	1-3									
General Electric	E150	TEL	3									
General Electric	Mag Break	TEML	3									
General Electric	E150	TEY	1-3									
General Electric	E150	TF	1-3									
General Electric	Mag Break	TFC	3									
General Electric	F225	TFJ	2-3									
General Electric	F225	TFK	2-3									
General Electric	F225	TFL	3									
General Electric	Like TED	THED	1-3									
General Electric	Like TED	THEF										
General Electric	F225	THFK	2-3									
General Electric	Q Line	THHQB	2-3									
General Electric	Q Line	THHQB-A	1									
General Electric	Q Line	THHQB-S	1									
General Electric	Q Line	THHQC	1-3									
General Electric	Q Line	THHQC-A	1									
General Electric	Q Line	THHQC-S	1									
General Electric	Q Line	THHQL	2-3									
General Electric	Q Line	THHQL-A	1									
General Electric	Q Line	THHQL-S	1									
General Electric	J600	THJK4	2-3									
General Electric	J600	THJK6	2-3									
General Electric	K1200	THKM12	2-3									
General Electric	K1200	THKM8	2-3									
General Electric	THLC Current Limiting	THLC1	3									
General Electric	Q Line	THQB	2-3									
General Electric	Q Line	THQB-A	1									
General Electric	Q Line	THQB-S	1									
General Electric	Q Line	THQC	2-3									
General Electric	Q Line	THQC-A	1									

# Circuit Breaker Lockout Compatibility Chart

IDEAL												
Standard Breaker Lockouts										EZ Panel Loc™		
Mfg.	Breaker Classification	Breaker Type	# of Poles	1-Pole Snap-On (w/hole) 44-810	120/277V Clamp On (no hole) 44-809	Cleat for #65396 44-785	480/600V Clamp On (no hole) 44-807	Cleat for #65397 44-786	Oversize 480/660V 44-823	Multi-pole w/tie bar 44-783	Snap On (SQD 00) 44-768	Clamp On (universal) 44-764
General Electric	Q Line	THQC-AL	2-3									
General Electric	Q Line	THQC-S	1									
General Electric	Q Line	THQD	2-3									
General Electric	Q Line	THQDBL	3									
General Electric	Q Line	THQL	2-3									
General Electric	Q Line	THQL-A	1									
General Electric	Q Line	THQL-S	1									
General Electric		TJ4	3									
General Electric	Mag Break	TJC										
General Electric	TJD432400WL	TJD	2-3									
General Electric	J600	TJJ	2-3									
General Electric	J600	TJK4	2-3									
General Electric	TJK636F000	TJK6	2-3									
General Electric	TJS3604S	TJS										
General Electric	MicroVersaTrip	TK4V	3									
General Electric	Mag Break	TKC	3									
General Electric	TKM4365000	TKM4										
General Electric	K1200	TKM8	2-3									
General Electric		TKMA8	3									
General Electric	Q Line	TQB	2-3									
General Electric	Q-Line	TQB-A	1									
General Electric	Q-Line	TQB-S	1									
General Electric	Q Line	TQC	2-3									
General Electric		TQC-A	1									
General Electric		TQC-S	1									
General Electric	Q Line	TQD	2-3									
General Electric	Q Line	TQL-A	1									
General Electric	Q Line	TQL-S	1									
Heinemann		LB	1									
Heinemann		LF	1									
Heinemann		LJ	1									
Merlin Gerin	400 Amp series	CJ	3									
Siemens ITE		BL	1									
Siemens ITE		BL	2-3									
Siemens ITE		BL	1									
Siemens ITE		BL	2-3									
Siemens ITE		BLF-GFI	2									
Siemens ITE		BLH	1									
Siemens ITE		BLH	2-3									
Siemens ITE		BQ	1									
Siemens ITE		BQ	2-3									
Siemens ITE		BQCH	1-3									
Siemens ITE		BQD	3									
Siemens ITE		BQD	1-3									
Siemens ITE		BQD6	1-3									
Siemens ITE		BQH	1									
Siemens ITE		BQH	2-3									
Siemens ITE		CED6	2-3									
Siemens ITE		CFD6	2-3									
Siemens ITE		CFD6-ETI	2-3									
Siemens ITE		CJ3										
Siemens ITE		CJD6	2-3									
Siemens ITE		CJD6-ETI	2-3									
Siemens ITE		CLF	2									
Siemens ITE		CMD6	3									
Siemens ITE		CMD6-ETI	3									
Siemens ITE		CND6	3									
Siemens ITE		CPD6	3									
Siemens ITE		CQD	1-3									
Siemens ITE		E2										
Siemens ITE		E4	1									
Siemens ITE		ED2	1-3									
Siemens ITE		ED4	1-3									
Siemens ITE		ED6	1-3									
Siemens ITE		ED6-ETI	3									
Siemens ITE		EE3										
Siemens ITE		EH3										
Siemens ITE		EQP	4									
Siemens ITE	F-Frame	ET										
Siemens ITE		FD6A	2-3									
Siemens ITE		FJ2-B	2-3									
Siemens ITE		FJ3	2									
Siemens ITE		FJ6	2									

# Circuit Breaker Lockout Compatibility Chart

IDEAL												
Standard Breaker Lockouts										EZ Panel Loc™		
Mfg.	Breaker Classification	Breaker Type	# of Poles	1-Pole Snap-On (w/hole) 44-810	120/277V Clamp On (no hole) 44-809	Cleat for #65396 44-785	480/600V Clamp On (no hole) 44-807	Cleat for #65397 44-786	Oversize 480/660V 44-823	Multi-pole w/tie bar 44-783	Snap On (SQD QD) 44-768	Clamp On (universal) 44-764
Siemens ITE		FXD6A	2-3									
Siemens ITE		FXD6-ETI	2-3									
Siemens ITE		GF	1									
Siemens ITE		HBL	1									
Siemens ITE		HBL	2-3									
Siemens ITE		HBQ	1									
Siemens ITE		HBQ	2-3									
Siemens ITE		HE4										
Siemens ITE		HED4	1-3									
Siemens ITE		HED6	2-3									
Siemens ITE		HFD6	2-3									
Siemens ITE		HFXD6	2-3									
Siemens ITE		HHED6	2-3									
Siemens ITE		HHFD6	2-3									
Siemens ITE		HHJD6	2-3									
Siemens ITE		HHJXD6	2-3									
Siemens ITE		HJD6	2-3									
Siemens ITE		HJD6-A	2-3									
Siemens ITE		HJXD6	2-3									
Siemens ITE		HJXD6-A	2-3									
Siemens ITE		HMD6	2-3									
Siemens ITE		HMXD6	2-3									
Siemens ITE		HND6	2-3									
Siemens ITE		HNXD6	2-3									
Siemens ITE		HPD6	3									
Siemens ITE		HPXD6	3									
Siemens ITE		HQJ2-H	3									
Siemens ITE		HQP	1									
Siemens ITE		HQP	2-3									
Siemens ITE		HQPP	1									
Siemens ITE		HQPP	2-3									
Siemens ITE		HQPPH	2									
Siemens ITE		HRD6	3									
Siemens ITE		HRXD6	3									
Siemens ITE		JD6-A	2-3									
Siemens ITE		JJ3										
Siemens ITE		JL3	3									
Siemens ITE		JXD2-A	2-3									
Siemens ITE		JXD6-A	2-3									
Siemens ITE		LL3										
Siemens ITE		MD6	2-3									
Siemens ITE		MXD6	2-3									
Siemens ITE		MXD6-ETI	2-3									
Siemens ITE		ND6	2-3									
Siemens ITE		NXD6	2-3									
Siemens ITE		PD6	3									
Siemens ITE		PXD6	3									
Siemens ITE		QJ2	2-3									
Siemens ITE		QJ2-H	2-3									
Siemens ITE		QJH2	2-3									
Siemens ITE		QP	1									
Siemens ITE		QP	2-3									
Siemens ITE		QP1	1									
Siemens ITE		QPH	1									
Siemens ITE		QPH	4									
Siemens ITE		QPH	2-3									
Siemens ITE		QPP	1									
Siemens ITE		QPP	2-3									
Siemens ITE		QPPH	1									
Siemens ITE		QPPH	2-3									
Siemens ITE		RD6	3									
Siemens ITE		RXD6	3									
Siemens ITE	Solid State Trip Ckt. Bkr.	SCMD6	3									
Siemens ITE	Solid State Trip Ckt. Bkr.	SCND6	3									
Siemens ITE	Solid State Trip Ckt. Bkr.	SHMD6	3									
Siemens ITE	Solid State Trip Ckt. Bkr.	SHND6	3									
Siemens ITE	Solid State Trip Ckt. Bkr.	SMD6	3									
Siemens ITE	Solid State Trip Ckt. Bkr.	SND6	3									

# Circuit Breaker Lockout Compatibility Chart

IDEAL												
Standard Breaker Lockouts											EZ Panel Loc™	
Mfg.	Breaker Classification	Breaker Type	# of Poles	1-Pole Snap-On (w/hole) 44-810	120/277V Clamp On (no hole) 44-809	Cleat for #65396 44-785	480/600V Clamp On (no hole) 44-807	Cleat for #65397 44-786	Oversize 480/660V 44-823	Multi-pole w/tie bar 44-783	Snap On (SQD QO) 44-768	Clamp On (universal) 44-764
Simpex		NX	3									
Square D		EDB	1-3									
Square D		EGB	1-3									
Square D		EH4	1-3									
Square D		EHB	1-3									
Square D		EHB	2-3									
Square D		EJB	1-3									
Square D		EZ	3									
Square D	100 Amp Frame	FA	1-3									
Square D	100 Amp Frame	FAL	1-3									
Square D	100 Amp Frame	FC	3									
Square D	100 Amp Frame	FCL	2-3									
Square D	FDA 34040	FDA										
Square D	100 Amp Frame	FH	1-3									
Square D	100 Amp Frame	FHL	1-3									
Square D	100 Amp Frame	FHL-DC	3									
Square D	100 Amp Frame	FI	3									
Square D	100 Amp Frame	FIL	3									
Square D	100 Amp Frame	FY	1									
Square D	Mag Gard	GJL	3									
Square D	250 Amp Frame	KA	2-3									
Square D		KAL	2-3									
Square D		KAP										
Square D	250 Amp Frame	KC	2-3									
Square D		KCL	2-3									
Square D	250 Amp Frame	KH	2-3									
Square D		KHL	3									
Square D	250 Amp Frame	KI	2-3									
Square D	250 Amp Frame	KIL	2-3									
Square D	400 Amp Frame	LA	2-3									
Square D		LAL	2-3									
Square D	400 Amp Frame	LH	2-3									
Square D		LHL	3									
Square D		LHP										
Square D		MA	3									
Square D	1000 Amp Frame	MA	2-3									
Square D		MAL	3									
Square D	1000 Amp Frame	MH	2-3									
Square D		MHL	2-3									
Square D		ML-1	3									
Square D		ML-3	3									
Square D	250 Amp Frame	Q1B	2-3									
Square D	250 Amp Frame	Q1L	2-3									
Square D	250 Amp Frame	Q2	2-3									
Square D	250 Amp Frame	Q2H	2-3									
Square D	250 Amp Frame	Q2L	2-3									
Square D	250 Amp Frame	Q2MT	2-3									
Square D	400 Amp Frame	Q4	2-3									
Square D	400 Amp Frame	Q4L	2-3									
Square D	QO	QO	1									
Square D	QO	QO	2-3									
Square D	QO	QOB	1									
Square D	QO	QOB	2-3									
Square D	QO	QOB-H	2									
Square D	QO	QOB-VH	1									
Square D	QO	QOB-VH	2-3									
Square D	QO	QO-H	2									
Square D	Main Circuit Breaker QO	QOM1-VH	2									
Square D	Main Circuit Breaker QO	QOM2-VH	2									
Square D	QO	QO-SWN	2-3									
Square D	DIN Rail Mnt QO	QOU	1									
Square D	DIN Rail Mnt QO	QOU	2-3									
Square D	DIN Rail Mnt QO	QOU w/tie	2-3									
Square D	QO	QO-VH	1									
Square D	QO	QO-VH	2-3									
Square D	DIN Rail Mount	QYU	1									
Square D		Y1										
Sylvania GTE		QC	2									
Sylvania GTE		Type C	2									
Thomas & Betts		F Frame	1-3									
Westinghouse		BA	1									

# Circuit Breaker Lockout Compatibility Chart

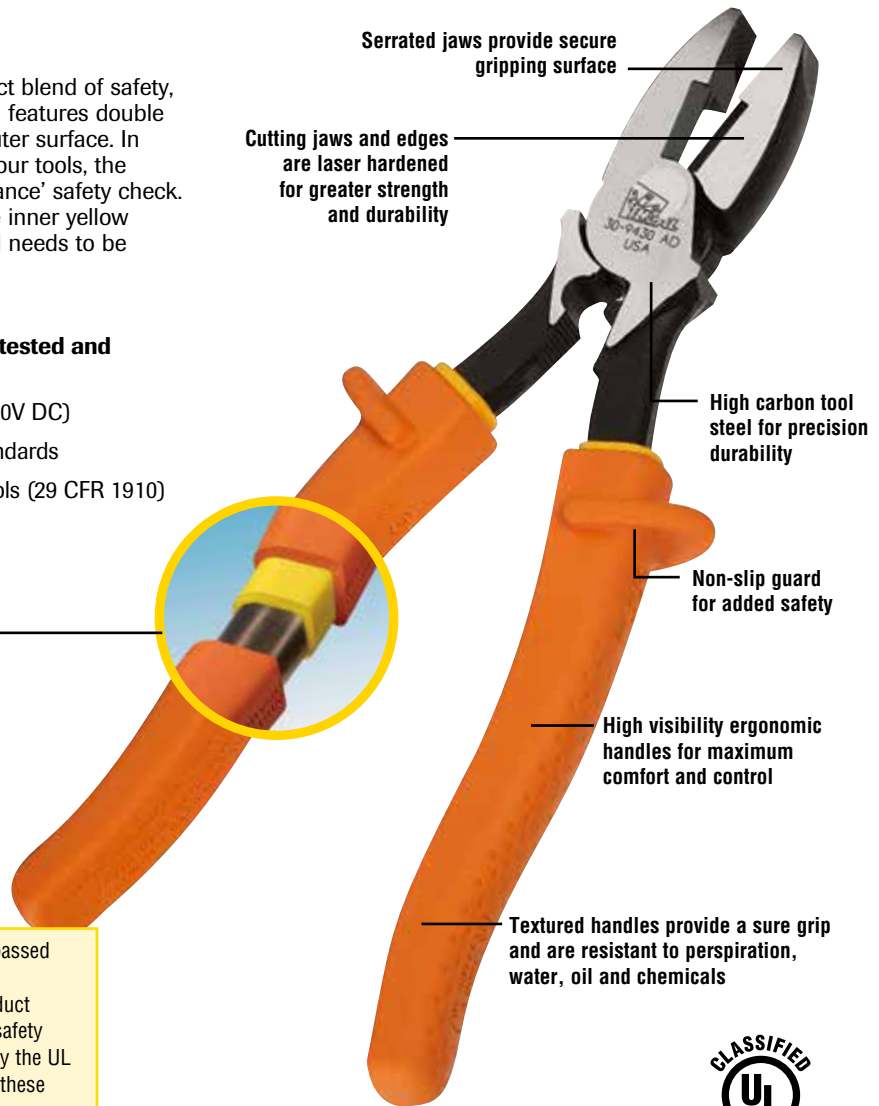
IDEAL												
Standard Breaker Lockouts										EZ Panel Loc™		
Mfg.	Breaker Classification	Breaker Type	# of Poles	1-Pole Snap-On (w/hole) 44-810	120/277V Clamp On (no hole) 44-809	Cleat for #65396 44-785	480/600V Clamp On (no hole) 44-807	Cleat for #65397 44-786	Oversize 480/660V 44-823	Multi-pole w/tie bar 44-783	Snap On (SQD QD) 44-768	Clamp On (universal) 44-764
Westinghouse		BA	2-3									
Westinghouse		BA	2-3									
Westinghouse		BA	1									
Westinghouse		BAB	1									
Westinghouse		BR	1									
Westinghouse		BR	2-3									
Westinghouse		BRH	2-3									
Westinghouse		CA										
Westinghouse		DA										
Westinghouse		DK										
Westinghouse		EB	1-3									
Westinghouse		ED										
Westinghouse		EH	1-3									
Westinghouse		EHB	1-3									
Westinghouse		EHD	1-3									
Westinghouse		FA	3									
Westinghouse		FB	2-3									
Westinghouse		FD	1-4									
Westinghouse		FDB	2-4									
Westinghouse		FDC	2-4									
Westinghouse	For Fire Protection	FP	3									
Westinghouse		GB	1-3									
Westinghouse		GBH	1-3									
Westinghouse		GHB	1-3									
Westinghouse		GR	3									
Westinghouse		HBAW	1									
Westinghouse		HBAX	1									
Westinghouse		HCA	3									
Westinghouse		HFB	1-3									
Westinghouse		HFD	1-4									
Westinghouse		HKD	3									
Westinghouse		HLA										
Westinghouse		HLB										
Westinghouse		HMC										
Westinghouse		HMCP										
Westinghouse		HNC										
Westinghouse		HQNP	3									
Westinghouse		HQP	1									
Westinghouse		JA										
Westinghouse		JD	2-4									
Westinghouse		KA	3									
Westinghouse		KB										
Westinghouse		LA	3									
Westinghouse		LB										
Westinghouse		LBB	3									
Westinghouse		LH										
Westinghouse		MA	2-3									
Westinghouse		MC	2-3									
Westinghouse		MCC	2-3									
Westinghouse		MCPO	3									
Westinghouse		NB										
Westinghouse		P	3									
Westinghouse		QBHW	1									
Westinghouse		QC	1									
Westinghouse	Quicklag C	QC	3									
Westinghouse		QCHQ	1									
Westinghouse		QHCW	1									
Westinghouse		QHCX	1									
Westinghouse		QHPW	1									
Westinghouse		QPHW	1									
Westinghouse		Quick-lag P										
Westinghouse		RE										
Westinghouse		RH	3									
Westinghouse		WPHX	1									
Zinsco		HQB	3									
Zinsco		QB	1									
Zinsco		QCB	2									
Zinsco		Type Q	1									
Zinsco		Type T	1									

# Insulated Tools

The IDEAL insulated tool line creates a perfect blend of safety, comfort and precision functionality. Each tool features double insulated handles with a soft, easy-to-grip outer surface. In addition to the ergonomic qualities found in our tools, the insulated coating process acts as an 'at-a-glance' safety check. If the orange outer coating reveals any of the inner yellow surface, an electrician will know that this tool needs to be replaced.

## Features

- IDEAL pliers and strippers are the **first UL tested and listed** insulated tools available
- Tools are 1000 Volt certified (1000V AC, 1500V DC)
- Meets ASTM F1505-01 and IEC 60 900 standards
- Meets OSHA requirements for insulated tools (29 CFR 1910)



Our tools are the first to have successfully passed UL classification requirements! Recognized as the undisputed leader in product safety and certification, UL has developed rigorous safety standards for 1000V insulated tools. In order to carry the UL classified mark, tools must be tested by UL to meet these standards.

Only tools that carry the UL Classified mark have passed this stringent certification process. Why accept anything else?



Pliers only



### Cutting Jaws

Induction hardened cutting edges for precise cuts and long life.



### Impact-Resistant

Designed for the most rugged job site conditions.



### Safety Finger Guard

Reduces chance of accidental contact with exposed metal tool parts.

# Insulated Screwdrivers & Nutdrivers – More Torque and More Safety

IDEAL® insulated screwdrivers and nutdrivers are VDE certified to 1000V AC. Each one is designed to meet ASTM F1505-01, EN, DIN and IEC 60 900 test standards.

## Features

- Tempered blades are finished with black oxide and super hardened for maximum quality
- Tools are certified to 1000V (1000V AC, 1500V DC)
- Precision ground tips provide secure fit for less spin-out
- Meets OSHA requirements for insulated tools (29 CFR 1910)



Precision-ground tips provide secure fit for less spin-out

Molded-on insulation provides permanent bonding



Tempered chrome vanadium tool steel blades are super hardened for maximum quality

**Warning** Whenever possible, always de-energize lines and equipment prior to working on or around them. 1000V insulated tools are designed only to reduce the chance of injury where the tool may make contact with an energized source. Work around energized circuits should only be done when absolutely necessary and only by qualified technicians. Properly damage, personal injury or death may result if the following warnings are not heeded:

- Do not use any insulated tool if the insulation cracks, breaks or becomes damaged in any way. Destroy all dual-layer tools if the inner yellow layer shows through the orange outer layer.
- Do not touch the uninsulated portion of an insulated tool or any conductive object when either might contact an energized source.
- Tools must be kept clean and dry for proper insulating properties.
- Always inspect insulated tools before use.
- Use additional protection by wearing protective clothing and approved eye protection.
- Always use tools that are specifically designed for the task.
- These tools meet UL 22PP, ASTM F1505-01 and IEC 60900 standards for insulated tools.
- Always follow OSHA 1910 S and NFPA 70E safety requirements when doing electrical work.

## REGULATIONS

### Testing:

- Every 1000V insulated plier we sell is individually tested to ensure no failure when subjected to live current.

### UL and VDE Certification:

Listed below are some of the tests we perform in order to pass certification:

- Tools are immersed in water for 24 hours, then tested under current for 3 minutes to ensure no current leakage or sparkover occurs.
- After being stored for 168 hours at -40° C (-40° F), tools are dropped to ensure no damage from impact.
- After being stored for 168 hours at +70° C (158° F), a tensile load is applied to ensure the grip is firmly bonded to the tool.
- Tools are subjected to flame for 10 seconds to ensure no flammability of the insulating material.

### OSHA Regulations:

OSHA 1910.335(a)(2)(i) When working near exposed energized conductors or circuit parts, each employee shall use insulated tools or handling equipment if the tools or handling equipment might make contact with such conductors or parts.

OSHA 1910.335 (a)(1)(i) Employees working in areas where there are potential electrical hazards shall be provided with, and shall use, electrical protective equipment that is appropriate for the specific parts of the body to be protected and for the work to be performed.

**Make sure you are in compliance by providing and using IDEAL insulated tools!**

## Basic Insulated Kit




Description	Cat. No.
Basic Insulated Kit	<b>35-9100</b>
<b>35-9100 Includes</b>	<b>Cat. No.</b>
7-1/2 in. Non-Conductive Fuse Puller	<b>34-002</b>
Red Safety Lock w/Key	<b>44-916</b>
Breaker Lockout, Tall & Wide	<b>44-956</b>
Breaker Lockout, Standard & Double	<b>44-957</b>
9-1/4 in. Insulated Lineman's Pliers	<b>30-9430</b>
8 in. Insulated Diagonal Cutting Pliers w/angled head	<b>35-9029</b>
8-1/2 in. Insulated Long-Nose Pliers	<b>35-9038</b>
9-1/2 in. Insulated Cable Cutter	<b>35-9052</b>
1/4 in. x 4 in. Insulated Slotted Screwdriver	<b>35-9150</b>
1/4 in. x 6 in. Insulated Slotted Screwdriver	<b>35-9151</b>
#2 x 4 in. Insulated Phillips Screwdriver	<b>35-9194</b>
Heavy-Duty Soft Case	<b>35-9350</b>
Insulated T <sup>®</sup> -5 T <sup>®</sup> -Stripper Wire Stripper	<b>45-9120</b>

## Journeyman Insulated Kit



Description	Cat. No.
Journeyman Insulated Kit	<b>35-9102</b>
<b>35-9102 Includes</b>	<b>Cat. No.</b>
7-1/2 in. Non-Conductive Fuse Puller	<b>34-002</b>
Red Safety Lock w/Key	<b>44-916</b>
Breaker Lockout, Tall & Wide	<b>44-956</b>
Breaker Lockout, Standard & Double	<b>44-957</b>
Volt-Sensor <sup>®</sup> NCV Tester	<b>61-063</b>
9-3/4 in. Insulated Multi-Crimp Tool	<b>30-9429</b>
9-1/4 in. Insulated Lineman's Pliers	<b>30-9430</b>
8 in. Insulated Diagonal Cutting Pliers w/angled head	<b>35-9029</b>
8-1/2 in. Insulated Long-Nose Plier	<b>35-9038</b>
9-1/2 in. Insulated Cable Cutter	<b>35-9052</b>
1/4 in. x 4 in. Insulated Slotted Screwdriver	<b>35-9150</b>
1/4 in. x 6 in. Insulated Slotted Screwdriver	<b>35-9151</b>
5/16 in. x 7 in. Insulated Slotted Screwdriver	<b>35-9166</b>
3/8 in. x 8 in. Insulated Slotted Screwdriver	<b>35-9168</b>
#1 x 3-3/16 in. Insulated Phillips Screwdriver	<b>35-9193</b>
#2 x 4 in. Insulated Phillips Screwdriver	<b>35-9194</b>
#3 x 6 in. Insulated Phillips Screwdriver	<b>35-9196</b>
3/16 in. x 5 in. Insulated Nutdriver	<b>35-9290</b>
1/4 in. x 5 in. Insulated Nutdriver	<b>35-9291</b>
5/16 in. x 5 in. Insulated Nutdriver	<b>35-9292</b>
3/8 in. x 5 in. Insulated Nutdriver	<b>35-9294</b>
7/16 in. x 5 in. Insulated Nutdriver	<b>35-9295</b>
1/2 in. x 5 in. Insulated Nutdriver	<b>35-9296</b>
Insulated Knife	<b>35-9340</b>
Heavy-Duty Soft Case	<b>35-9352</b>
10 in. Insulated Tongue & Groove Plier	<b>35-9430</b>
Insulated T <sup>®</sup> -5 T <sup>®</sup> -Stripper Wire Stripper	<b>45-9120</b>





## Standard Insulated Kit



Description	Cat. No.
Standard Insulated Kit	<b>35-9101</b>
<b>35-9101 Includes</b>	<b>Cat. No.</b>
7-1/2 in. Non-Conductive Fuse Puller	<b>34-002</b>
Red Safety Lock w/Key	<b>44-916</b>
Breaker Lockout, Tall & Wide	<b>44-956</b>
Breaker Lockout, Standard & Double	<b>44-957</b>
Volt-Sensor® NCV Tester	<b>61-063</b>
9-1/4 in. Insulated Lineman's Pliers	<b>30-9430</b>
8 in. Insulated Diagonal Cutting Pliers w/angled head	<b>35-9029</b>
8-1/2 in. Insulated Long-Nose Pliers	<b>35-9038</b>
9-1/2 in. Insulated Cable Cutter	<b>35-9052</b>
1/8 in. x 4 in. Insulated Slotted Screwdriver	<b>35-9149</b>
1/4 in. x 4 in. Insulated Slotted Screwdriver	<b>35-9150</b>
1/4 in. x 6 in. Insulated Slotted Screwdriver	<b>35-9151</b>
5/16 in. x 7 in. Insulated Slotted Screwdriver	<b>35-9166</b>
3/8 in. x 8 in. Insulated Slotted Screwdriver	<b>35-9168</b>
#1 x 3-3/16 in. Insulated Phillips Screwdriver	<b>35-9193</b>
Insulated Knife	<b>35-9340</b>
Heavy-Duty Soft Case	<b>35-9351</b>
10 in. Insulated Tongue & Groove Plier	<b>35-9430</b>
Insulated T®-5 T®-Stripper Wire Stripper	<b>45-9120</b>

## Cases




Description	Cat. No.
Soft Zipper Case for Basic Kit (35-9100 & 35-9108)	<b>35-9350</b>
Soft Zipper Case for Standard Kit (35-9101)	<b>35-9351</b>
Soft Zipper Case for Journeyman Kit (35-9102)	<b>35-9352</b>

## 9-Piece Insulated Kit



Description	Cat. No.
9-Piece Insulated Kit	<b>35-9108</b>
<b>35-9108 Includes</b>	<b>Cat. No.</b>
9-1/4 in. Insulated Lineman's Pliers	<b>30-9430</b>
8 in. Diagonal Cutting Pliers w/angled head	<b>35-9029</b>
8-1/2 in. Long Nose Pliers	<b>35-9038</b>
Slotted 7/32 in. x 5 in. Screwdriver	<b>35-9147</b>
Slotted 1/4 in. x 4 in. Screwdriver	<b>35-9150</b>
Slotted 1/4 in. x 6 in. Screwdriver	<b>35-9151</b>
Phillips #1 x 3-3/16 in. Screwdriver	<b>35-9193</b>
Phillips #2 x 4 in. Screwdriver	<b>35-9194</b>
Heavy-Duty Soft Case	<b>35-9350</b>
Insulated T®-5 T®-Stripper Wire Stripper	<b>45-9120</b>

## 2-Piece Insulated Screwdriver Kit



Description	Cat. No.
2-Piece Insulated Kit	<b>35-9305</b>
<b>35-9305 Includes</b>	<b>Cat. No.</b>
Slotted 1/4 in. x 4 in. Insulated Screwdriver	<b>35-9150</b>
Phillips #2 x 4 in. Insulated Screwdriver	<b>35-9194</b>

## Insulated Knife



Description	Cat. No.
Insulated Electrician's Skinning Knife	<b>35-9340</b>

## Insulated Hand Tools



35-9038 30-9429 35-9430 30-9430 35-9052 35-9029 45-9120

Description	Cat. No.
8-1/2 in. Long-Nose Pliers	35-9038
9-3/4 in. Multi-Crimp Tool	30-9429
10 in. Tongue and Groove Pliers	35-9430
9-1/4 in. Side Cutting Linesman Pliers	30-9430
9-1/2 in. High-Leverage Cable Cutter	35-9052
8 in. Diagonal Cutting Pliers w/angled head	35-9029
Premium T <sup>®</sup> -Stripper Wire Stripper	45-9120

## Insulated Nutdrivers



Description	Cat. No.
3/16 in. x 5 in. Insulated Nutdriver	35-9290
1/4 in. x 5 in. Insulated Nutdriver	35-9291
5/16 in. x 5 in. Insulated Nutdriver	35-9292
11/32 in. x 5 in. Insulated Nutdriver	35-9293
3/8 in. x 5 in. Insulated Nutdriver	35-9294
7/16 in. x 5 in. Insulated Nutdriver	35-9295
1/2 in. x 5 in. Insulated Nutdriver	35-9296
9/16 in. x 5 in. Insulated Nutdriver	35-9297
Hard Case	35-9353

## Insulated Nutdriver/ Screwdriver Kits



Description	Case Included	Cat. No.
7-Piece Insulated Nutdriver Kit Includes: 35-9290, 35-9291, 35-9292, 35-9294, 35-9295, 35-9296, 35-9297, 35-9353 and Hard Carrying Case		35-9104
9-Piece Insulated Screwdriver Kit Includes: 35-9193, 35-9194, 35-9196, 35-9690, 35-9150, 35-9147, 35-9151, 35-9166, 35-+9168, 35-9353 and Hard Carrying Case		35-9103

Screwdrivers can be purchased separately.




## Insulated Screwdrivers



Description	Cat. No.
Phillips #0 x 2-3/8 in. Insulated Screwdriver	35-9169
Phillips #1 x 3-3/16 in. Insulated Screwdriver	35-9193
Phillips #1 x 3-1/8 in. Insulated Screwdriver	35-9310
Phillips #2 x 4 in. Insulated Screwdriver	35-9194
Phillips #3 x 6 in. Phillips Insulated Screwdriver	35-9312
Phillips #3 x 6 in. Insulated Screwdriver	35-9196
Square #0 x 4 in. Insulated Screwdriver	35-9690
Square #1 x 6 in. Insulated Screwdriver	35-9691
Square #2 x 6 in. Insulated Screwdriver	35-9693
Square #3 x 6 in. Insulated Screwdriver	35-9695
Square SQ #0 1/4 in. x 4 in. Insulated Screwdriver	35-9690
Slotted 3/32 in. x 3 in. Insulated Screwdriver	35-9148
Slotted 1/8 in. x 4 in. Insulated Screwdriver	35-9149
Slotted 7/32 in. x 5 in. Insulated Screwdriver	35-9147
Slotted 1/4 in. x 4 in. Insulated Screwdriver	35-9150
Slotted 1/4 in. x 6 in. Insulated Screwdriver	35-9151
Slotted 5/16 in. x 7 in. Insulated Screwdriver	35-9166
Slotted 3/8 in. x 8 in. Insulated Screwdriver	35-9168
Hard Case	35-9353

## Safe-T-Grip® Fuse Pullers

- Maximum efficiency and convenience for removing or replacing cartridge-type fuses
- Three sizes handle fuses ranging from 0 to 600A
- Fully insulated, high-dielectric, glass-filled polypropylene construction
- Notched handles provide safe, no-slip grip
- Clearly marked amperage ranges
- Exceed MIL specifications

Description	Cat. No.
Small Puller for 250V, 9/32 in. to 1/2 in. dia. fuses; 5 in. long 	<b>34-001</b>
Medium Puller for 0 to 100A/250V & 600V, 1/2 in. to 1 in. dia. fuses; 7-1/2 in. long 	<b>34-002</b>
Large Puller for 31 to 600A/250V & 31 to 400A/600V, 3/4 in. to 2-1/2 in. dia. fuses; 11-3/4 in. long 	<b>34-003</b>

## Fuse Puller & Test Light

- Convenient pocket-sized tool safely pulls cartridge fuses and checks electrical connections
- Test prods fit parallel and tandem slot receptacles
- Built-in resistors limit current flow to help eliminate false indication
- For 9/16 in. to 1 in. fuses; for use on fuses to 100A/250V and 60A/600V
- Test capacity from 100V to 600V AC/DC





Description	Cat. No.
Fuse Puller & Test Light 	<b>34-012</b>

## Fuse Puller Cross Reference

Fuse Size	Current	Voltage	IDEAL	Bussmann	Littlefuse
<b>Ferrule Type</b>	<b>Amps</b>	<b>Volt a.c.</b>			
1/4 x 1-1/4	1/500 to 30	250	<b>34-015</b>	FP-A3	97023
13/32 x 1-1/2	1/10 to 30	250	<b>34-001, 34-015</b>	FP-2	MFP
9/16 x 2	1/10 to 30	250	<b>34-002, 34-012, 34-016</b>	FP-2	LPFP
13/16 x 3	35 to 60	250	<b>34-016, 34-003, 34-012</b>	FP-2	LPFP
<b>Knife Blade</b>	<b>Amps</b>	<b>Volt a.c.</b>			
1 x 5-7/8	70 to 100	250	<b>34-012, 34-002, 34-016</b>	FP-3	LPFP
1-1/2 x 7-1/8	110 to 200	250	<b>34-003</b>	FP-3	LPFP
2 x 8-5/8	225 to 400	250	<b>34-003</b>	FP-4	GFP
2-1/2 x 10-3/8	450 to 600	250	<b>34-003</b>	FP-4	GFP
<b>Ferrule Type</b>	<b>Amps</b>	<b>Volt a.c.</b>			
13/32 x 1-1/2	1/10 to 30	600	<b>34-001, 34-012, 34-016</b>	FP-2	MFP
3/4 x 5	1/10 to 30	600	<b>34-002</b>	FP-2	MFP
1 x 5-1/2	35 to 60	600	<b>34-012, 34-002, 34-016</b>	FP-3	MFP
<b>Knife Blade</b>	<b>Amps</b>	<b>Volt a.c.</b>			
1-1/4 x 7-1/8	70 to 100	600	<b>34-003</b>	FP-3	LPFP
1-3/4 x 9-5/8	110 to 200	600	<b>34-003</b>	FP-4	LPFP
2-1/2 x 11-5/8	225 to 400	600	<b>34-003</b>	FP-4	LPFP
3 x 13-3/8	450 to 600	600	<b>NONE</b>	NONE	NONE

## Fuse Pullers

- Molded of tough, high-impact nylon for greater strength
- No-slip gripping surface and protective finger stops for added safety

Description	Cat. No.
Small Puller for 0 to 30A/250V, 1/4 in. to 1/2 in. dia. fuses; 5 in. long 	<b>34-015</b>
Large Puller for 0 to 100A/250V & 0 to 60A/600V, 9/16 in. to 1 in. dia. fuses; 7-1/4 in. long 	<b>34-016</b>

## Volt-Guard Fish Tapes

- Non-conductive and non-arcing
- Rectilinear profile superior for greater pushing power
- Designed for use around live circuits
- Pulling Strength 350 lbs.



Tuff-Grip™ Pro Case w/SpeedGrip™ Handle

Length	Width & Thickness	Case Dia.	End Type	Tuff-Grip™ Pro Case	Repl. Tapes
<b>Fiberglass</b>					
60 ft.	.1875 in. x .094 in.	12 in.	Eyelet	<b>31-542</b>	<b>31-552</b>
120 ft.				<b>31-544</b>	<b>31-554</b>

## S-Class® Fish Tapes

- Non-conductive tape for use around live circuits
- Strong S-Class® core for longer life and greater pushing power
- Designed for use around live circuits
- Pulling strength 500 lbs.



Tuff-Grip™ Pro Case w/ SpeedGrip™ Handle Rapid-Pak® Case w/ Speed Winder Knob

Length	Width & Thickness	Case Dia.	End Type	Tuff-Grip™ Pro Case	Rapid-Pak®	Repl. Tapes
<b>S-Class® Nylon Jacketed Fiberglass</b>						
50 ft.	3/16 in. dia.	12 in.	Leader	<b>31-060</b>	<b>31-187</b>	<b>31-150</b>
50 ft.			Metal Eyelet	<b>31-062</b>	<b>31-190</b>	<b>31-160</b>
50 ft.			Non-Conductive Eyelet	<b>31-086</b>	—	<b>31-200</b>
100 ft.			Leader	<b>31-061</b>	<b>31-186</b>	<b>31-152</b>
100 ft.			Metal Eyelet	<b>31-063</b>	<b>31-189</b>	<b>31-162</b>
100 ft.			Non-Conductive Eyelet	<b>31-087</b>	—	<b>31-201</b>
200 ft.	16 in.	16 in.	Leader	<b>31-064</b>	<b>31-207</b>	<b>31-155</b>
200 ft.			Metal Eyelet	<b>31-065</b>	<b>31-208</b>	<b>31-165</b>
200 ft.			Non-Conductive Eyelet	<b>31-088</b>	—	<b>31-202</b>

Volt-Guard Non-Conductive Eyelet 

S-Class® High Omni-directional Leader 

S-Class® Strength Steel Eyelet 

S-Class® Non-Conductive Eyelet 

# TightSight™ Clamp Meters 1000 & 660 Amp

- TightSight™ bottom display
- Selectable audible and visual voltage alerts on AC/DC voltage functions
- Backlit display
- Low battery indicator
- Audible continuity
- Tapered jaws with hook tip
- Measures AC current
- True RMS
- AC/DC Voltage
- Capacitance
- Frequency via clamp head or test leads
- Resistance
- High frequency rejection\*
- Peak hold
- Max/min hold
- Data hold
- Selectable auto power off
- 2-year warranty

\*Reads accurately on noisy electrical circuits.



Exclusive TightSight™ Display allows viewing of read out from end of meter.



1000A Clamp (61-773)



Description	Cat. No.
1000A AC Clamp Meter	61-773
1000A AC/DC Clamp Meter	61-775
660A AC Clamp Meter	61-763
660A AC/DC Clamp Meter	61-765

Includes: Carrying Case and Test Leads w/Alligator Clips.

## 4-in-1 Test Tool (700 Series)

- 200AAC current capability
- Non-contact voltage (40-600VAC)
- Vibration mode to verify AC voltage
- Audible dangerous voltage warning on all ranges
- Auto power off
- Low battery indication
- Ergonomic hourglass shape
- Harmonics indicator
- Capacitance
- Max hold
- Continuity
- Integral lead storage
- Compact clamp head
- 2-year warranty



61-704



Description	Cat. No.
4-in-1 Test Tool w/TRMS, Backlight	61-704

Includes: Carrying Case and Silicone Test Leads.

## 480 Series Commercial-Grade Multimeter

- True RMS
- Auto AC/DC voltage detect w/ low impedance (Auto - VLoZ)
- Non-contact voltage detection
- Low battery indication
- Capacitance
- Frequency
- Analog bar graph
- Min/max
- Auto power off
- 2-year warranty



Description	Cat. No.
Digital Multimeter	61-486

Include: Test Leads & Carrying Case.

Please visit [www.idealind.com](http://www.idealind.com) for meter/tester specifications.

## SureTest® Circuit Analyzer

- Measures voltage drop under load (12A, 15A, 20A load tests)
- Hot and neutral conductor impedances
- Tests GFCIs and EPDs for proper operation
- Super-bright display
- High accuracies
- True RMS
- Line voltage
- Peak voltage
- Frequency
- Ground to neutral voltage
- Ground impedance
- Identifies proper wiring in 3-wire receptacles
- Identifies false (bootleg) grounds
- Conducts testing without disturbing sensitive loads
- Verifies isolated grounds (with 61-176 adapter)
- 2-year warranty



Description	Cat. No.
SureTest® Circuit Analyzer	61-164

## Insulation Testers

- Checks new installations for proper insulation
- Checks existing installations and motor windings for breakdowns in insulation
- 2-year warranty



Description	Cat. No.
Insulation Meter w/PI, DAR, Remote Probe	61-797
Insulation Tester	61-795

## SureTrace™ Circuit Tracers

- Numeric value and audible signal provide quick and easy-to-understand tracing feedback
- Receiver display rotates automatically for easy viewing
- Identifies breakers and fuses
- Pinpoints opens and shorts
- Traces wires behind walls
- Can be used on circuits 0-600V AC/DC



Description	Cat. No.
Kit Includes: Rotating Display, Inductive Clamp and Battery Pack	61-959
Kit Includes: Rotating Display	61-957
Kit Includes: Standard Display	61-955

## Solenoid Voltage Testers

- Dual voltage indication for backup safety
- Vibrates when voltage is present
- Replaceable leads w/shielded probe tips
- Indicates AC/DC voltage level
- Bright, long-life LED's and neon indicator lamp
- Extremely rugged and reliable
- 2-year warranty




Description	Cat. No.
Vol-Con® Voltage/Continuity Tester, 5-600V AC/DC	61-076
Vol-Test® Voltage Tester, 100-600V AC/DC	61-065

Please visit [www.idealind.com](http://www.idealind.com) for meter/tester specifications.

## Vol-Con® Elite Digital Voltage Tester

- Visual and audible warning
- Audible continuity
- Low impedance to eliminate ghost voltages
- Low battery indicator
- Tests for AC Voltage from 24-600VAC
- Tests for DC Voltage from 6-220VDC
- Non-contact voltage indication (40-600VAC)
- Replaceable silicone test leads
- Integral lead storage
- 2-year warranty



61-092



Description	Cat. No.
Vol-Con® Elite Digital Voltage Tester w/vibration mode	61-092

## Circuit Breaker Finder

- Fully automatic operation
- Visual and audible indicators
- Positively identifies circuit breakers and fuses without service interruption
- Self calibrating
- 2-year warranty



61-534  
w/GFCI wiring tester



Description	Cat. No.
Circuit Breaker Finder w/Digital Receiver & GFCI Circuit Tester	61-534

## VoltAware™ Non-Contact Voltage Tester

- Indicates presence of voltage from 40-1000VAC
- Visual indication of voltage
- Selectable audible indication of voltage
- Green LED indicates power on
- Low battery indicator
- Sleek, compact design
- Battery replacement (AAA size)
- 2-year warranty

Description	Cat. No.
VoltAware™ Non-Contact Voltage Tester	61-025

## E-Z Check® Circuit Testers

- No-slip ergonomic design maximizes comfort
- Premium neon lamps prevent false readings
- Tests for correct wiring, open ground, reverse polarity, open hot, open neutral, not on neutral, hot and ground reversed with open hot and ground fault interruption in 3-wire, 120VAC circuits
- Tough, impact-resistant case
- 2-year warranty



61-051



Description	Cat. No.
E-Z Check® Plus GFCI Circuit Tester	61-051
E-Z Check® Circuit Tester	61-035

## Split-Jaw™ Smart Meter

- Measures 0.9-200AAC
- Measures 1.3-750VAC
- Measures 2.1-1000VDC
- Measures 0.0-9999Ω
- Low battery indication
- Audible continuity
- Data hold
- Integral lead storage
- Replaceable test leads
- Auto power off
- 2-year warranty



**AUTOMATICALLY**  
SELECTS THE RIGHT FUNCTION



Description	Cat. No.
Split-Jaw™ Smart Meter	61-096


Includes: Test Leads.



Please visit [www.idealind.com](http://www.idealind.com) for meter/tester specifications.

## 3-Phase/Motor Rotation Tester

- Identifies three-phase sequence
  - Indicates motor rotation
  - Checks for open phases
  - For use up to 600V
  - 2-year warranty
- Includes carrying case



Description	Cat. No.
3-Phase/Motor Rotation Tester	61-521

## 3-Phase Sequence Tester

- For use up to 600V
- Color-coded insulators over alligator clips
- Shock resistant housing
- Easy to read
- 2-year warranty



Description	Cat. No.
3-Phase Sequence Tester (carrying case included)	61-521

## Safety in the Field

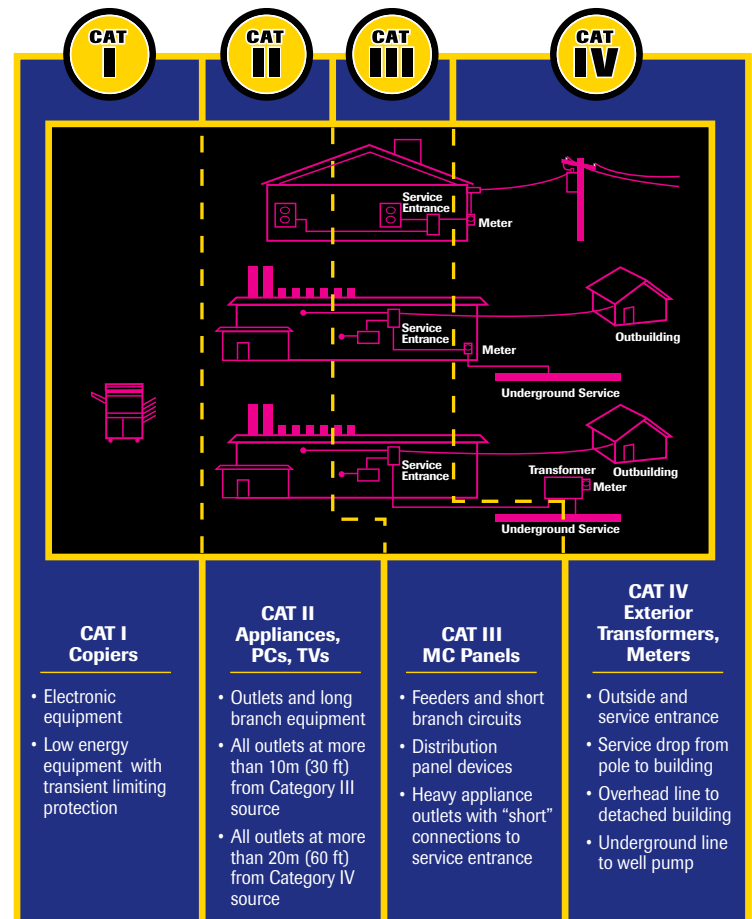
The power demands of today's high-tech world have caused a marked increase in occurrences and levels of transient overvoltages. The International Electrotechnical Commission (IEC) has developed a safety standards model for measurement, control and laboratory use.

**Category I** – The signal level for telecommunications, electronic and other low-energy equipment with transient-limiting protection. Peak impulse transient range is 600–4,000 volts with a 30 ohm source.

**Category II** – The local level for fixed and non-fixed powered devices including appliances, lighting and portable equipment. Outlets located more than 30 feet from CAT III sources and 60 feet from CAT IV sources. Peak impulse transient range is from 600–6,000 volts with a 12 ohm source.

**Category III** – The distribution level for fixed primary feeders or branch circuits. Circuits that are separated from CAT IV sources by at least one level of transformer isolation. Peak impulse transient range is 600–8,000 volts with a 2 ohm source.

**Category IV** – The primary supply level for the highest levels of transient overvoltage. Includes the utility service both outside and at the service entrance, service drop from the pole to the building, overhead line to remote buildings, and underground line to a well pump. Peak impulse transient range is 600–12,000 volts with less than a 1 ohm source.







# powerplug® Luminaire Disconnects

- Meets new NEC and CEC code changes for non-residential fluorescent luminaires
- Perfect for OEM new lighting installation or retrofit lighting applications
- Meets UL and CSA finger-probe safety requirements
- Allows safe disconnect of hot and neutral ballast wiring.



PowerPlug® Selection Chart		
Application	New Installations	Retrofits
For 1-ballast fixtures	102	102, 182™
For 2-ballast, dimming and switching fixtures	103X	103X, 183

Model	Color	Electrical Rating	Line Side	Ballast Side	Quantity	Cat. No.
<b>102®</b> <b>2-wire</b> 	Orange	6 Amps/600 Volts Max.	Solid: #12 - #18 Stranded: #12 - #14 (≤19 str.) Stranded Tin-Bonded: #12 - #14 (≤19 str.) #16 (≤26 str.) #18 (≤16 str.)	Solid: #12 - #18 Stranded: #12 - #14 (≤19 str.) Stranded Tin-Bonded: #12 - #14 (≤19 str.) #16 (≤26 str.) #18 (≤16 str.)	Card of 25	<b>30-372</b>
					Jar of 75	<b>30-382J</b>
					Jar of 150	<b>30-352J</b>
					Box of 1,000	<b>30-102</b>
<b>103</b> <b>3-Wire</b> 	Orange	6 Amps/600 Volts Max.	Solid: #12 - #18 Stranded: #12 - #14 (≤19 str.) Stranded Tin-Bonded: #12 - #14 (≤19 str.) #16 (≤26 str.) #18 (≤16 str.)	Solid: #18 Stranded: None Stranded Tin-Bonded: #18 (≤16 str.)	Card of 20	<b>30-383X</b>
					Jar of 100	<b>30-353XJ</b>
					Box of 1,000	<b>30-103X</b>
<b>182™</b> <b>2-wire</b> 	Orange	3 Amps/600 Volts Max.	Solid: #18	Solid: #18	Box of 100	<b>30-082</b>
					Box of 2,500	<b>30-682</b>
<b>183</b> <b>3-wire</b> 	Orange	3 Amps/600 Volts Max.	Solid: #18	Solid: #18	Box of 100	<b>30-083</b>
					Box of 2,500	<b>30-683</b>

1,000V maximum fixtures and signs.


# SpliceLine® In-Line Wire Connectors

The SpliceLine® In-Line Wire Connector is a crimp-free, push-in wire connector that installs in half the time of a traditional butt splice. Perfect for lengthening a short wire in a box, for pre-fab operation or for surface raceway wiring. The connectors accept solid and stranded wire, are UL Listed and made in the U.S.A.

- Crimp-free, push-in butt splice
- Easily passes through 1/2 in. knockouts
- End-to-end connection ideal for pre-fab operations
- Transparent polycarbonate window for visual inspection of connection
- Wide wire range of: 12 - 20 AWG solid & 12 - 16 AWG stranded

**A GREAT  
PRE-FAB  
SOLUTION**



Model	Color	Rating	Wire Type	Wire Size	Qty.	Cat. No.
<b>42</b> 	Orange	600V/20A 105°C	Solid Stranded Stranded Tin-Bonded	#12 - #20 #12 - #16 (≤19 str.) #14 - #18 (≤19 str.)	10/bag	<b>30-1342S</b>
					100/box	<b>30-1042</b>
					300/jar	<b>30-1042J</b>
					2,500/box	<b>30-1642</b>



Wire Connector  
774A

Cu/Cu  
Only





## WeatherProof™ Wire Connectors




- 100% Silicone-based sealant protects against moisture and corrosion
- UL Listed to 486D for use in damp/wet locations or above-grade applications
- Easy to apply, pre-filled twist-on wire connectors
- Swept wing design is built for comfort and efficiency
- Eliminates the need for heat-shrink or excessive taping
- Tough, UL 94V-2 flame-retardant shell rated at 105°C (221°F)



Sealed  
Wire Connector  
System 5N35

Cu/Cu  
Only



Model	Color	Wire Combination Range (In.)	Wire Combination Range (mm)	Qty.	Cat. No.
61 <sup>®</sup> 	Gray/Orange	600V* 22 to 14 AWG Min. 2 #20 Max. 2 #14	600V* ,34mm <sup>2</sup> to 4,0mm <sup>2</sup> Min. 2-,5mm <sup>2</sup> Max. 2-2,5mm <sup>2</sup>	25/Card	<b>30-1161</b>
				150/Jar	<b>30-1261J</b>
				1,000/Cartron	<b>30-1361</b>
62 <sup>®</sup> 	Gray/Red	600V* 18 to 8 AWG Min. 2 #18 Max. 3 #10	600V* ,75mm <sup>2</sup> to 10,0mm <sup>2</sup> Min. 2-,75mm <sup>2</sup> Max. 3-6,0mm <sup>2</sup>	20/Card	<b>30-1162</b>
				100/Jar	<b>30-1262J</b>
				1,000/Cartron	<b>30-1362</b>
63 <sup>®</sup> 	Gray/Dk. Blue	600V* 16 to 6 AWG Min. 2 #14 Max. 2 #8 & 1 #10	600V* 1,5mm <sup>2</sup> to 16,0mm <sup>2</sup> Min. 2-2,5mm <sup>2</sup> Max. 2-10,0mm <sup>2</sup> w/1-6,0mm <sup>2</sup>	15/card	<b>30-1163</b>
				50/Jar	<b>30-1263J</b>
				1,000/Cartron	<b>30-1363</b>

1,000V maximum fixtures and signs.

## UnderGround™ Wire Connectors




- 100% Silicone-based sealant protects against moisture and corrosion
- UL Listed to 486D for use in damp/wet locations or direct burial/below-grade applications
- Easy to apply, pre-filled twist-on wire connectors
- Expanding, live-action square-wire spring for fast, secure and long-lasting connections
- Deep skirt provides superior moisture resistance to protect connections
- Tough, UL 94V-2 flame-retardant shell rated at 105°C (221°F)



Sealed  
Wire Connector  
System 5N35

Cu/Cu  
Only



Model	Color	Wire Combination Range (In.)	Wire Combination Range (mm)	Qty.	Cat. No.
60 <sup>®</sup> 	Gray/Gray	600V* 20 to 10 AWG Min. 1 #20 w/1 #18 Max. 1 #10 w/2 #12	600V* ,5mm <sup>2</sup> to 6,0mm <sup>2</sup> Min. 1-5mm <sup>2</sup> w/1,75mm <sup>2</sup> Max. 1-6,0mm <sup>2</sup> w/2-4,0mm <sup>2</sup>	25/Card	<b>30-1160</b>
				100/Box	<b>30-1260</b>
64 <sup>®</sup> 	Gray/Dk. Blue	600V* 18 to 8 AWG Min. 2 #18 Sol. Max. 3 #10	600V* ,75mm <sup>2</sup> to 10,0mm <sup>2</sup> Min. 2-,75mm <sup>2</sup> Sol. Max. 3-6,0mm <sup>2</sup>	50/Box	<b>30-1264</b>
66 <sup>™</sup> 	Gray/Dk. Blue	600V* 14 to 6 AWG Min. 3 #12 Max. 2 #6 w/1 #10	600V* 2,5mm <sup>2</sup> to 16,0mm <sup>2</sup> Min. 3-4,0mm <sup>2</sup> Max. 2-16,0mm <sup>2</sup> w/1-6,0mm <sup>2</sup>	1,000/Cartron	<b>30-1066</b>

1,000V maximum fixtures and signs.

## WeatherProof™/UnderGround™ Combination Packs

Model	Color	Qty.	Cat. No.
61 <sup>®</sup> /62 <sup>®</sup>	Gray/Orange • Gray/Red	Card of 10 (5 ea.)	<b>30-6162</b>
60 <sup>®</sup> /64 <sup>®</sup>	Gray/Blue • Gray/Dk. Blue	Card of 10 (5 ea.)	<b>30-6064</b>

1,000V maximum fixtures and signs.

# MudBug® Utility Wire Connectors

- Connects underground gas tracer lines providing superior protection
- Moisture and corrosion resistant, pre-filled with non-hardening, 100% silicone
- 20 - 10 AWG wire range capacity
- UL Listed to direct burial test standard 486D up to 600V maximum voltage



Model	Color	Wire Combination Range (In.)	Wire Combination Range (mm)	Qty.	Cat. No.
60®	Yellow	600V* 20 to 10 AWG Min. 1 #20 w/1 #18 Max. 1 #10 & 2 #12	600V* .5mm <sup>2</sup> to 6,0mm <sup>2</sup> Min. 1-.5mm <sup>2</sup> w/1 .75mm <sup>2</sup> Max. 1-6,0mm <sup>2</sup> w/2-4,0mm <sup>2</sup>	1,000/box	30-360Y

1,000V maximum fixtures and signs.



Sealed Wire Connector System 5N35

Cu/Cu Only



# Twister® Al/Cu Wire Connectors

- Only aluminum-to-copper twist-on connector specifically designed to guarantee a secure connection while preventing aluminum corrosion
- Specially formulated corrosion-resistant compound penetrates corrosion build-up on aluminum conductors for increased conductivity and cooler connections
- Compact, one-piece design features ribbed cap, swept wings and hexagonal head for easy installation by hand or with standard nutdriver
- Live-action, square-wire spring expands and contracts with aluminum wire
- Deep skirt provides maximum dielectric strength
- Tough, UL 94V-2 flame-retardant shell rated at 105°C (221°F)
- Comply with N.E.C. Section #110-14(b) for aluminum-to-copper connections; UL Listed to 486C and CSA Certified to C22.2 #188; complies with Federal Specification W-S-610E
- UL Listed to 467 for grounding and bonding



Wire Connector 774A

Wire Connector also listed as grounding equipment



Model	Color	Wire Combination Ranges	Qty.	Cat. No.
65	Purple	1 #10 Al solid w/1 or 2 #10 Cu solid 1 #10 Al w/1 or 2 #12 Cu 2 #10 Al solid w/1 #12 Cu 1 #10 Al w/1 or 2 #14 Cu 2 #10 Al solid w/1 #14 Cu 2 #12 Al solid w/1 #10 Cu 1 #12 Al solid w/1 or 2 #10 Cu 1 #12 Al stranded w/1 or 2 #10 Cu solid 1 #12 Al w/1 or 2 #12 Cu 2 #12 Al solid w/1 #12 Cu	Card of 2	30-065
			Card of 10	30-765
			Card of 25	30-165
			Box of 100	30-265
			Carton of 1,000	30-365

600V maximum building wire; 1,000V signs or light fixtures

### WARNING:

1. One time use only. Do not reuse connector.
2. Do not use on aluminum to aluminum wire combinations
3. Wiring must comply with all applicable electrical codes.

# Index

Item	Page	Item	Page	Item	Page	Item	Page
3-Phase/Motor Rotation Tester . . . . .	28	<b>K</b>		<b>P</b>		<b>U</b>	
<b>A</b>		Kits		Padlocks . . . . .	9	UnderGround™ Wire Connectors . . . . .	30
Al/Cu Wire Connectors . . . . .	31	Insulated . . . . .	21-22	Plug Lockouts . . . . .	5, 6	Utility Wire Connectors . . . . .	31
<b>B</b>		Lockout/Tagout . . . . .	1-3	PowerPlug® Luminaire Disconnects . . . . .	29	<b>V</b>	
Breaker Lockouts . . . . .	5, 6, 7	Knife, Insulated . . . . .	22	Pullers, Fuse . . . . .	24	Valve Lockouts . . . . .	8
<b>C</b>		<b>L</b>		<b>S</b>		Voltage Markers . . . . .	10
Cable Lockouts . . . . .	8	Labels, Lock . . . . .	9	Safety Signs . . . . .	11	Testers . . . . .	27
Circuit Analyzers . . . . .	26	Lock Labels . . . . .	9	Screwdrivers, Insulated . . . . .	23	<b>W</b>	
Breaker Finder . . . . .	27	Stations . . . . .	4	Signs . . . . .	9, 10, 11	Wall Switch Lockouts . . . . .	8
Testers . . . . .	27	Lockout Signs . . . . .	10	SpliceLine® In-Line Wire Connectors . . . . .	29	WeatherProof™ Wire Connectors . . . . .	30
Tracers . . . . .	26	Tags . . . . .	10	Stations, Lock . . . . .	4	Wire Connectors . . . . .	29-31
Clamp Meters . . . . .	25	Lockout/Tagout Kits . . . . .	1-3	SureTest® Circuit Analyzer . . . . .	26		
Conduit Markers . . . . .	10	Lockout Breakers . . . . .	5, 6, 7	<b>T</b>			
Connectors, Wire . . . . .	29-31	Cables . . . . .	8	Tags, Lockout . . . . .	10		
<b>D</b>		Plugs . . . . .	5, 6	Tapes . . . . .	11		
Disconnects, Luminaire . . . . .	29	Valves . . . . .	8	Tapes, Fish . . . . .	24		
<b>E</b>		Wall Switches . . . . .	8	Test Tool . . . . .	25		
Fish Tapes . . . . .	24	<b>L</b>		Testers			
Fuse Pullers . . . . .	24	Luminaire Disconnects . . . . .	29	Insulation . . . . .	26		
<b>G</b>		<b>M</b>		Voltage . . . . .	27		
Group Lock Box . . . . .	3	Markers		TightSight™ Clamp Meters . . . . .	25		
<b>H</b>		Conduit . . . . .	10	Tools, Insulated . . . . .	19-23		
Hasps . . . . .	10	Voltage . . . . .	10	Tracers, Circuit . . . . .	26		
<b>I</b>		<b>M</b>		Training . . . . .	4		
Insulated Kits . . . . .	21-22	Meters, Clamp . . . . .	25	Twister® Al/Cu Wire Connectors . . . . .	31		
Knife . . . . .	22	MudBug® Utility Wire Connectors . . . . .	31				
Nutdrivers . . . . .	23	Multimeter . . . . .	25				
Screwdrivers . . . . .	23	<b>N</b>					
Tools . . . . .	19-23	Nutdrivers, Insulated . . . . .	23				
Insulation Testers . . . . .	26						





**IDEAL INDUSTRIES, INC.**

1375 Park Avenue, Sycamore, IL 60178, USA / 815-895-5181 • 800-435-0705 in USA  
International offices: Australia • Brazil • Canada • China • Germany • Mexico • Puerto Rico • UK  
For complete sales office contact information, visit us at:

**[www.idealind.com](http://www.idealind.com)**